

# HOUSE WAYS & MEANS

Higher Education and Technical College Subcommittee

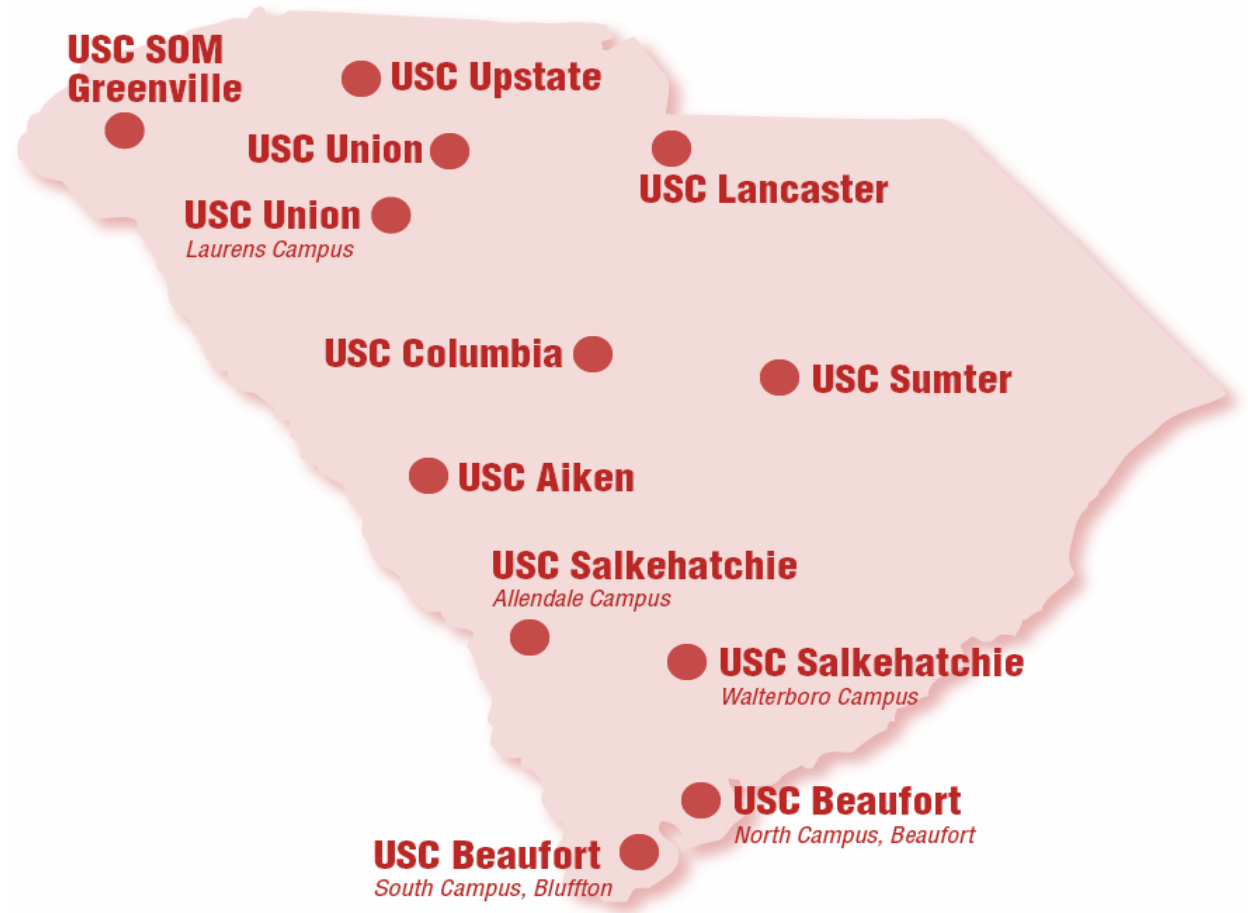
January 21, 2020





# USC SYSTEM OVERVIEW

- **Research Institution**
  - USC Columbia
- **Comprehensive Universities**
  - USC Aiken
  - USC Beaufort
  - USC Upstate
- **Palmetto Regional Colleges**
  - USC Lancaster
  - USC Salkehatchie
  - USC Sumter
  - USC Union
- **Schools of Medicine**
  - Columbia
  - Greenville

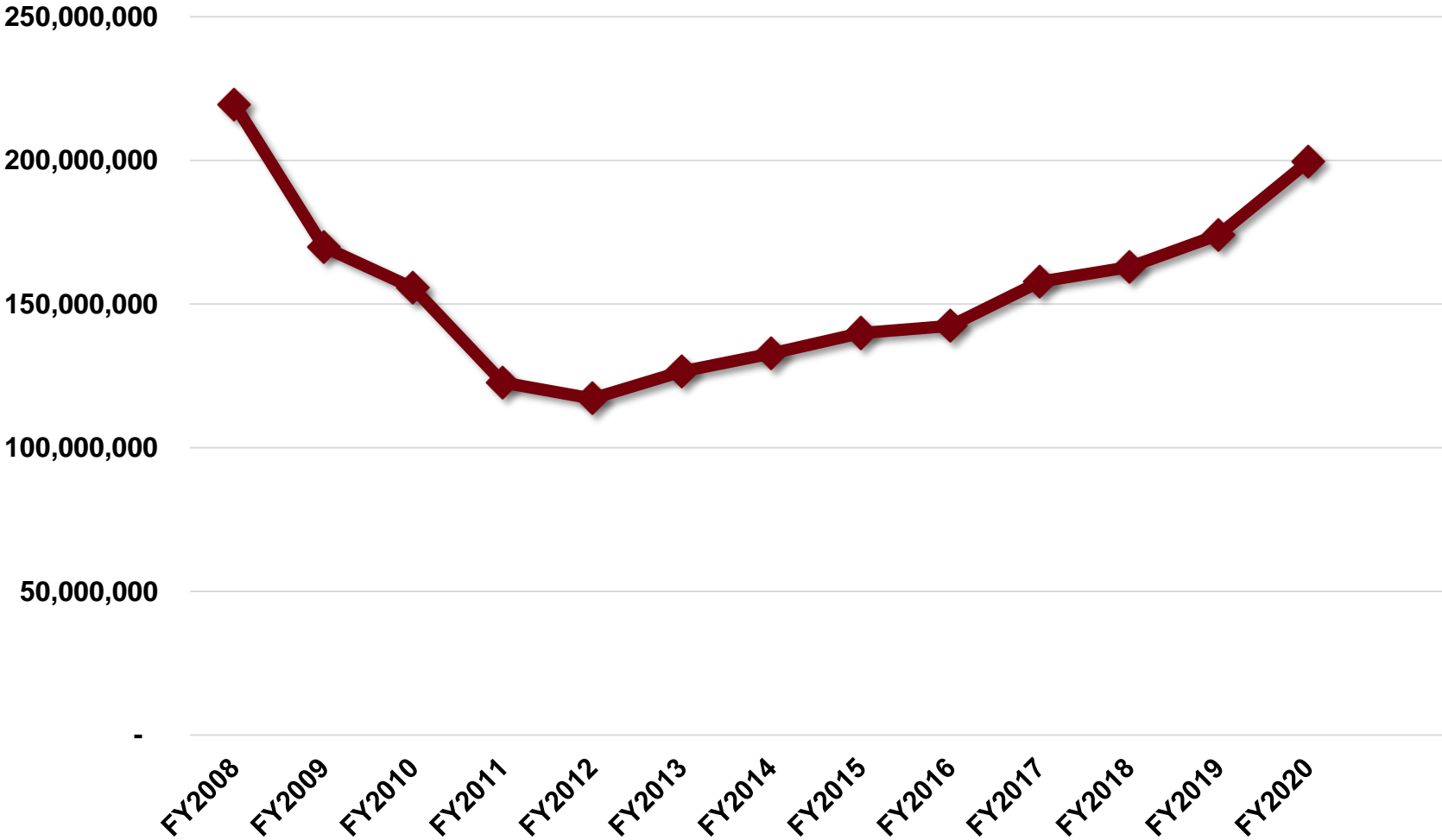




UNIVERSITY OF  
**South Carolina**

**USC System**

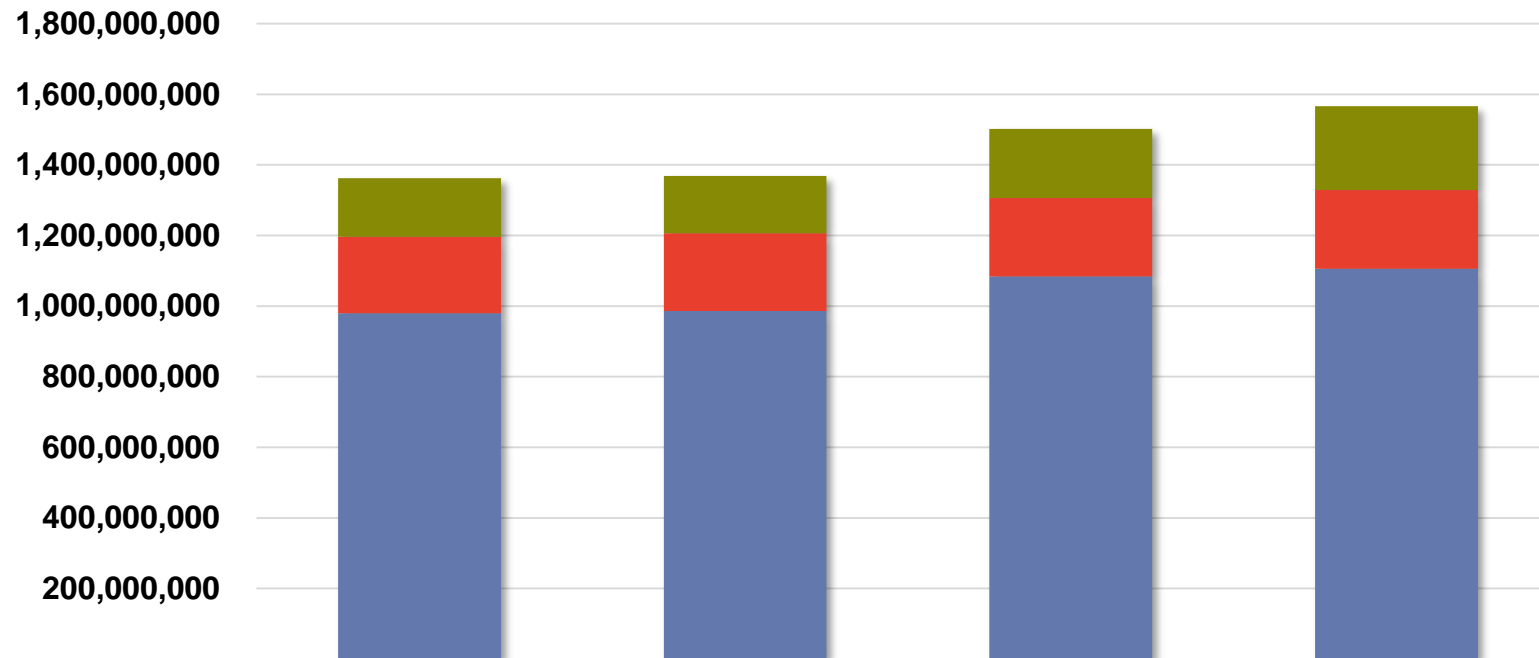
# USC SYSTEM STATE APPROPRIATIONS



Includes recurring state appropriations only



# USC SYSTEM STATE BUDGET HISTORY

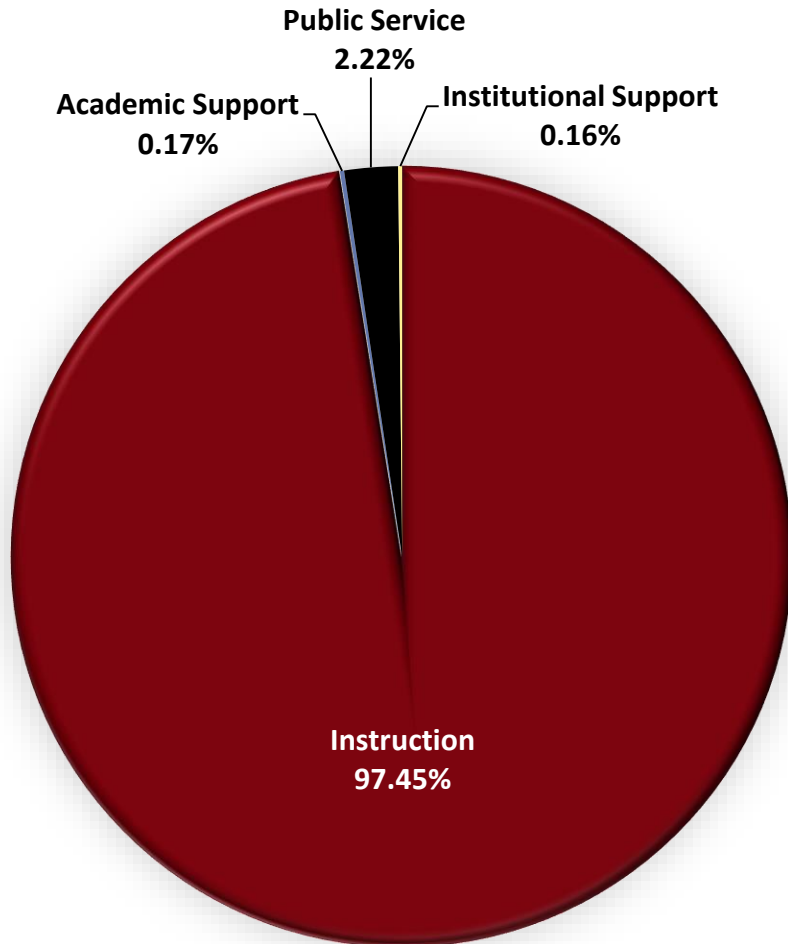


	FY2017	FY2018	FY2019	FY2020
<b>Total State Funds</b>	\$ 166,168,499	\$ 162,904,575	\$ 196,131,374	\$ 237,336,220
State Recurring	157,818,499	162,904,575	174,182,940	199,607,987
State Non-Recurring*	8,350,000	-	21,948,434	37,728,233
<b>Federal Funds</b>	216,634,148	219,634,148	221,437,541	223,437,541
<b>Other Funds</b>	979,808,617	986,408,617	1,084,408,617	1,105,408,617
<b>Total Funds</b>	<b>\$ 1,362,611,264</b>	<b>\$ 1,368,947,340</b>	<b>\$ 1,501,977,532</b>	<b>\$ 1,566,182,378</b>

\*State Non-Recurring includes one-time bonus appropriation

# USC SYSTEM

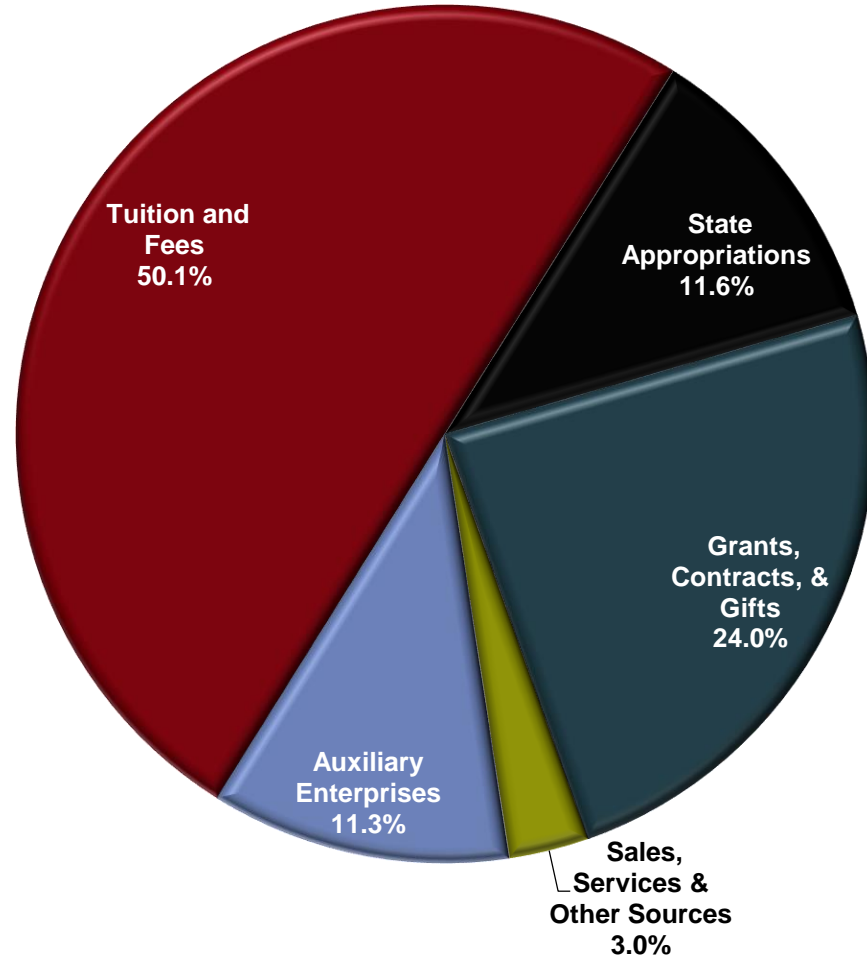
## FY2020 STATE APPROPRIATION DETAIL



Includes one-time bonus appropriation

USC System FY2020 State Appropriations	
President	\$ 325,031
Classified Positions	27,412,635
Unclassified Positions	122,904,407
Fringe Benefits	43,042,059
Law Library	344,076
Small Business Development Center	791,734
Palmetto Poison Center	351,763
Child Abuse & Neglect Medical Response Program	3,200,000
Salkehatchie Leadership Institute	100,460
Other Operating Expenses	2,000,000
<b>Total USC System</b>	<b>\$ 200,472,165</b>

# USC SYSTEM TOTAL CURRENT FUNDS



## USC System Budget FY 2019-2020 Revenues

### Unrestricted Funds

E & G	\$ 1,115,212,151
Auxiliaries	236,129,095
<b>Unrestricted Total</b>	<b>\$ 1,351,341,246</b>

### Restricted Funds

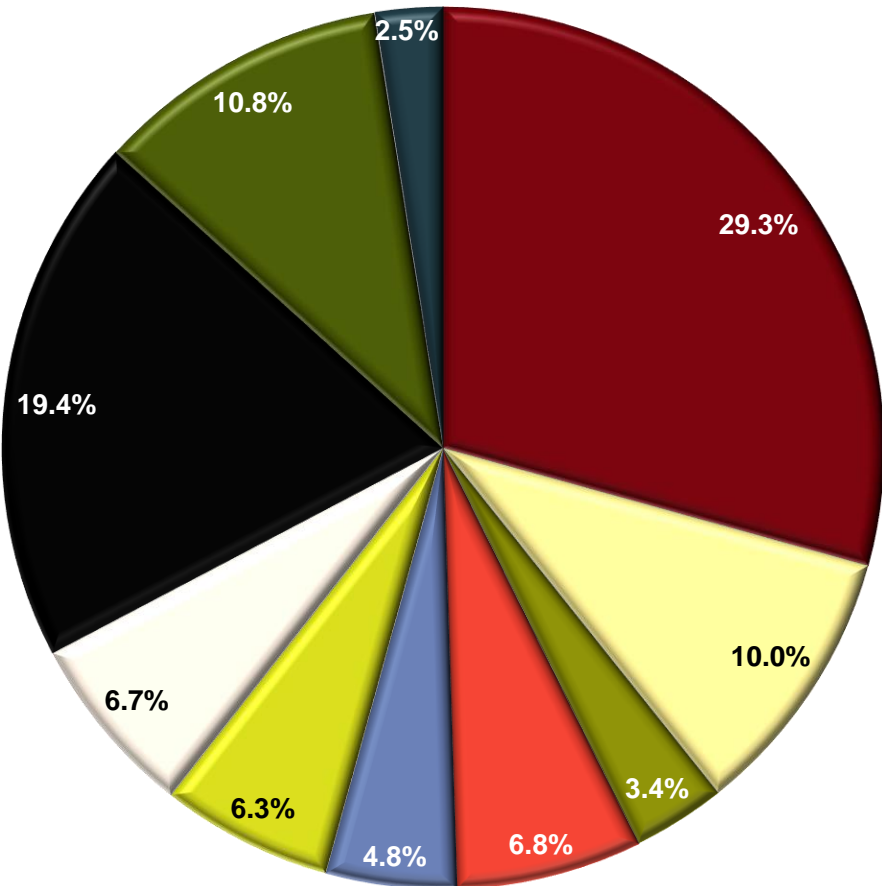
E & G	\$ 356,083,444
Auxiliaries	-
<b>Restricted Total</b>	<b>356,083,444</b>
Contribution to Fund Balance	(11,941,899)

### **TOTAL SOURCES**

**\$ 1,695,482,791**



# USC SYSTEM TOTAL CURRENT FUNDS



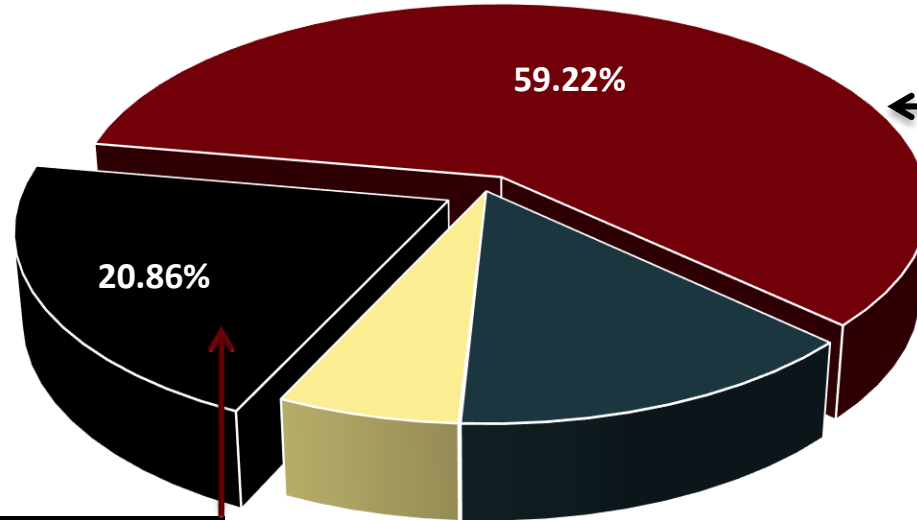
- Instruction
- Public Service
- Student Services
- Operation and Maintenance of Plant
- Auxiliary Enterprises
- Research
- Academic Support
- Institutional Support
- Scholarships and Fellowships
- Transfers

## USC System Budget FY2019-2020 Expenditures

Instruction	\$ 495,928,840
Research	169,205,526
Public Service	59,076,550
Academic Support	115,555,498
Student Services	81,605,193
Institutional Support	106,602,748
Operation and Maintenance of Plant	112,927,219
Scholarships and Fellowships	328,799,293
Auxiliary Enterprises	183,642,799
Transfers	42,139,126
<b>TOTAL EXPENDITURES</b>	<b><u>\$ 1,695,482,791</u></b>

# WHERE THE REVENUE COMES FROM AND WHAT IT COVERS

2019-20 TOTAL CURRENT FUNDS REVENUE BUDGET – USC SYSTEM - \$1.707 BILLION\*



**Operating Budget - "A" Funds  
(\$1,011,156,526)**

**Revenue comes from:**

- State appropriations
- Tuition and Fees (education & general portion)
- Unrestricted Grants, Contracts & Gifts
- Sales & Services and Other Sources

**Pays for:**

- Instruction
- Academic Support
- Student Services
- Physical Plant
- Administrative Support
- Scholarships

**Restricted Funds (\$356,083,444)**

**Revenue comes from:**

- Research Grants and Contracts
- Gifts
- Federal and State Student Financial Aid

**Pays for:**

- Research
- Public Service
- Scholarships

\*System revenue budget of \$1.707 billion includes contribution to fund balance of \$11,941,899.

# WHERE THE REVENUE COMES FROM AND WHAT IT COVERS

2019-20 TOTAL CURRENT FUNDS REVENUE BUDGET – USC SYSTEM - \$1.707 BILLION\*

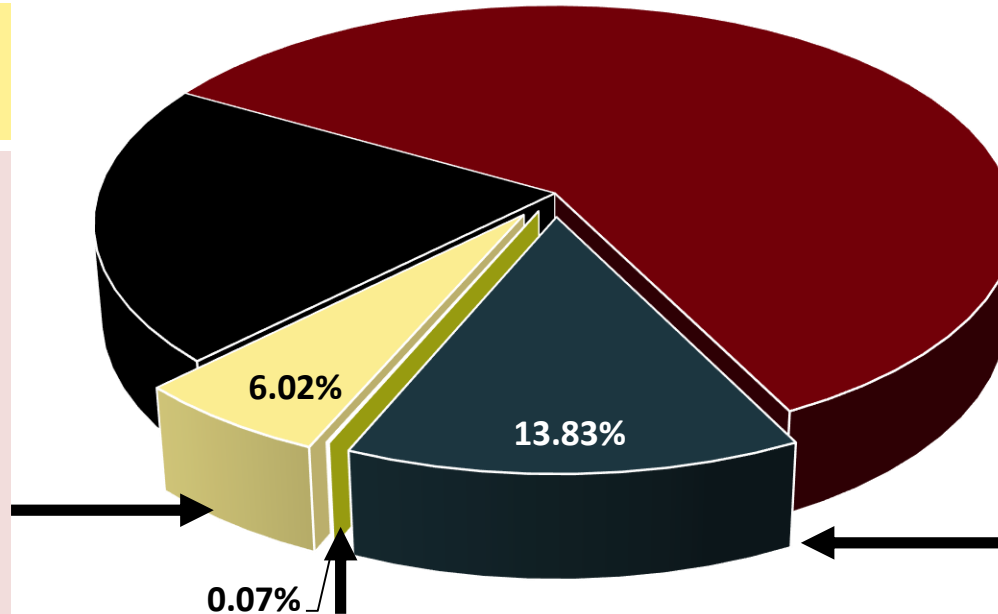
## Student Activities & Departmental Accounts (\$102,870,926)

### Revenue comes from:

- Student board mandated fees
- Student technology fees
- Indirect cost recoveries from grant activity
- Service charges

### Pays for:

- Student Activities
- Technology support
- Research & Public Service
- Sponsored Award Management
- Contract & Grant Accounting



## Auxiliaries (\$236,129,095)

### Revenue comes from:

- Athletics
- Housing
- Student Health Center
- Parking
- Dining & Bookstore commissions

### Pays for:

- Self-supporting units that pay all their expenses and receive no taxpayer support
- Scholarships
- Designated Fund activities

## Designated Funds & Unrestricted Scholarships (\$1,184,699)

### Revenue comes from:

- Vending commissions and similar
- Unrestricted gifts
- Portion of football ticket sales

### Pays for:

- Scholarships
- Designated Fund activities

\*System revenue budget of \$1.707 billion includes contribution to fund balance of \$11,941,899.

# USC SYSTEM FY2020 INCREMENTAL BUDGET (NEWLY APPROPRIATED)

Recurring	
<b>Education and General Operating</b>	
Columbia (including SOM)	\$ 11,438,496
Aiken	1,262,954
Beaufort	1,600,000
Upstate	2,498,567
Palmetto College	1,961,019
<b>Total</b>	<b>\$ 18,761,036</b>
<b>Pay Plan &amp; Fringe Benefits Allocation</b>	
Columbia (including SOM)	\$ 5,153,720
Aiken	366,906
Beaufort	215,254
Upstate	538,743
Palmetto College	389,388
<b>Total</b>	<b>\$ 6,664,011</b>
<b>System Total</b>	<b>\$ 25,425,047</b>

Non-Recurring	
<b>By Proviso/Capital Reserve/Lottery</b>	
Columbia (including SOM)	\$ 15,000,000
Aiken	3,500,000
Beaufort	5,000,000
Upstate	3,517,555
Palmetto College	9,846,500
<b>Total</b>	<b>\$ 36,864,055</b>
<b>Bonus Allocation</b>	
Columbia (including SOM)	\$ 731,663
Aiken	42,408
Beaufort	14,008
Upstate	50,281
Palmetto College	25,818
<b>Total</b>	<b>\$ 864,178</b>
<b>System Total</b>	<b>\$ 37,728,233</b>

# USC SYSTEM CARRYFORWARD HISTORY

	FY2016	FY2017	FY2018	FY2019	FY2020
<b>Total Current Funds Budgeted Through State Operating Budget - Annual Appropriation Act</b>					<b>Projected</b>
E&G - Unrestricted: From Net Position Schedule	\$ 217,293,056	\$ 250,738,726	\$ 319,315,074	\$ 402,787,119	\$ 495,270,605
Auxiliaries - Unrestricted: From Net Position Schedule	69,942,737	61,244,251	68,277,046	76,833,564	79,798,998
E&G - Restricted	20,115,977	19,173,704	20,556,116	19,272,768	19,033,952
Federal - Restricted	(490,767)	(8,821,927)	(3,099,068)	(4,153,621)	(3,513,076)
<b>Total Current Funds Year-End Fund Balance per General Ledger</b>	<b>\$ 306,861,003</b>	<b>\$ 322,334,754</b>	<b>\$ 405,049,168</b>	<b>\$ 494,739,829</b>	<b>\$ 590,590,479</b>
<b>Net Position - Detail from Comprehensive Annual Financial Report (CAFR)</b>					<b>Projected</b>
E&G - Unrestricted: From Net Position Schedule	\$ 217,293,056	\$ 250,738,726	\$ 319,315,074	\$ 402,787,119	\$ 495,270,605
Auxiliaries - Unrestricted: From Net Position Schedule	69,942,737	61,244,251	68,277,046	76,833,564	79,798,998
Quasi Endowments - Non-Operating Budget	70,207,105	70,669,153	67,063,352	44,488,332	38,837,353
Unexpended Plant Funds - Non-Operating Budget	58,621,217	66,912,976	53,692,645	12,214,385	8,840,603
Financial Statement Adjustments	(1,235,080)	2,938,557	(17,219,705)	10,582,152	-
GASB 68/75 Pension Liability	(723,607,668)	(751,241,369)	(1,703,534,481)	(1,757,405,447)	TBD
<b>Net Position Year-End</b>	<b>\$ (308,778,633)</b>	<b>\$ (298,737,706)</b>	<b>\$(1,212,406,069)</b>	<b>\$(1,210,499,895)</b>	<b>\$ 622,747,559</b>
	Unrestricted Net Position per CAFR				

# USC SYSTEM CAPITAL PROJECTS

Institution	# of Projects	Approved		Remaining Balance
		Budget	Expenses	
Columbia	43	\$ 493,113,918	\$ 406,528,505	\$ 86,585,413
Aiken	8	13,836,971	3,470,446	10,366,525
Beaufort	3	22,025,135	21,090,788	934,347
Lancaster	4	4,148,868	1,707,981	2,440,887
Salkehatchie	4	2,220,793	585,165	1,635,628
Sumter	4	4,383,905	1,665,288	2,718,617
Union	2	1,141,000	69,256	1,071,744
Upstate	9	13,489,119	7,931,706	5,557,413
<b>Total</b>	<b>77</b>	<b>\$ 554,359,709</b>	<b>\$ 443,049,135</b>	<b>\$ 111,310,574</b>

As of September 30, 2019. Projects included in State Capital Projects are all projects that are approved through the Capital Project approval process for the State and include those projects that have been funded by the General Assembly for deferred maintenance. Full detail of all projects by source of funds are available upon request.

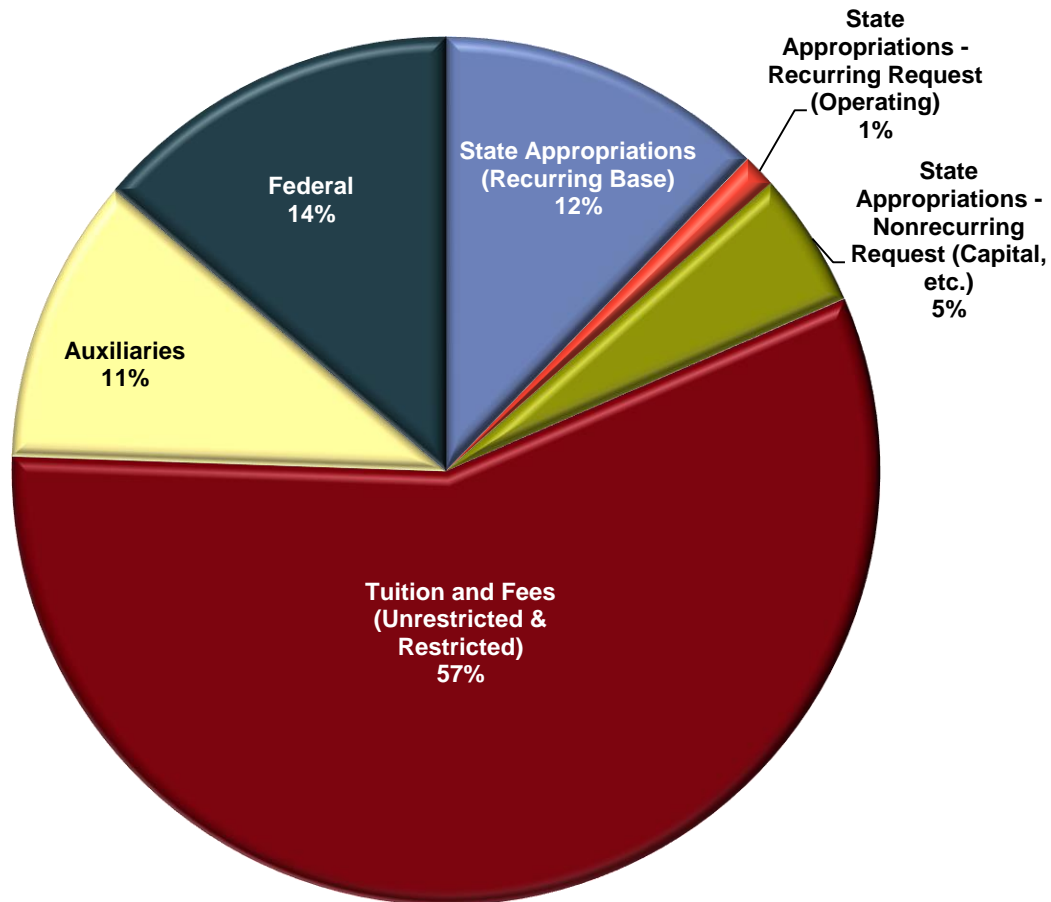
# USC SYSTEM MAINTENANCE & REPAIR REPORT

- The report includes ongoing projects as of September 30, 2019 for repair and maintenance, including restoration and renewal of existing facilities or infrastructure, regardless of threshold. Projects were provided with expenditures by funding source and included a brief description of the project.

Institution	# of Projects	Approved		Remaining Balance
		Budget	Expenses	
Columbia	80	\$ 47,334,739	\$ 26,405,573	\$ 20,929,166
Aiken	4	2,110,000	415,536	1,694,464
Beaufort	3	1,049,005	892,624	156,381
Lancaster	-	-	-	-
Salkehatchie	1	155,200	150,129	5,071
Sumter	2	1,197,500	31,210	1,166,290
Union	2	268,672	217,348	51,324
Upstate	5	1,640,000	680,055	959,945
<b>Total</b>	<b>97</b>	<b>\$ 53,755,116</b>	<b>\$ 28,792,475</b>	<b>\$ 24,962,641</b>

As of September 30, 2019. Projects funded by the General Assembly for deferred maintenance are included in the State Capital Project information. Full detail of all projects by source of funds are available upon request.

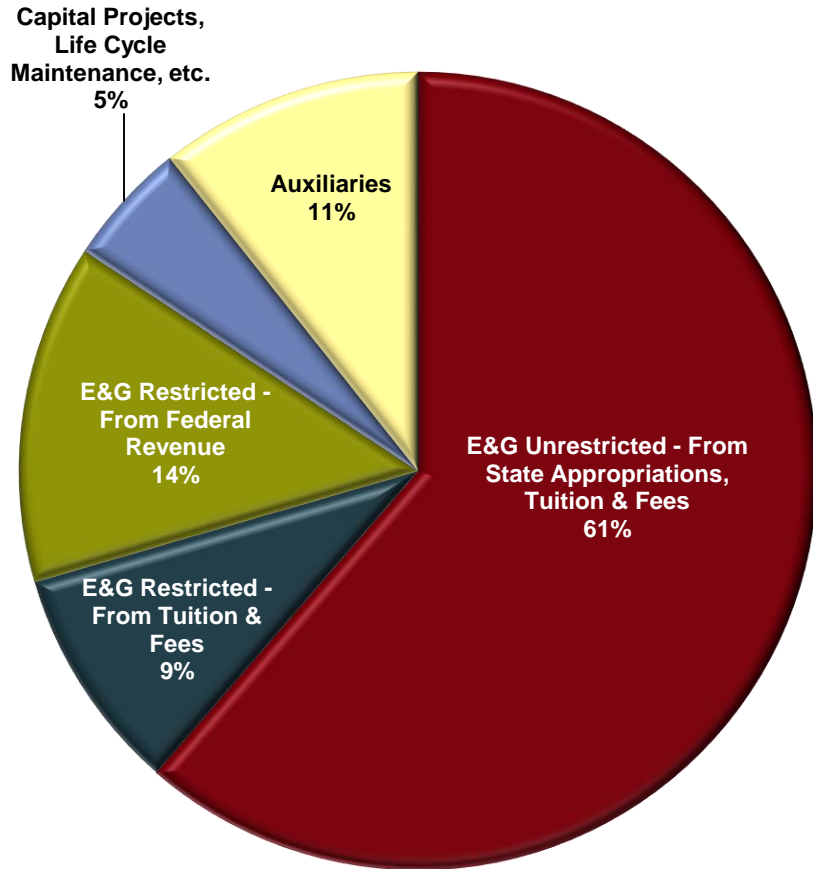
# USC SYSTEM ESTIMATED FY2021 REVENUES



USC System Budget	
Revenues	FY 20-21
State Appropriations (Recurring Base)	\$ 199,607,987
State Appropriations - Recurring Request (Operating)	20,316,980
State Appropriations - Nonrecurring Request (Capital, etc.)	82,238,000
Tuition and Fees (Unrestricted & Restricted)	931,116,308
Auxiliaries	174,289,309
Federal	224,937,541
<b>Total</b>	<b>\$ 1,632,506,125</b>



# USC SYSTEM ESTIMATED FY2021 EXPENSES



USC System Budget	
Expenditures	FY 20-21
E&G Unrestricted - From State Appropriations, Tuition & Fees	\$ 1,002,062,666
E&G Restricted - From Tuition & Fees	148,978,609
E&G Restricted - From Federal Revenue	224,937,541
Capital Projects, Life Cycle Maintenance, etc.	82,238,000
Auxiliaries	174,289,309
<b>Total</b>	<b>\$ 1,632,506,125</b>

# USC SYSTEM FY2021 STATE BUDGET REQUEST

Request	Recurring	Capital/ Non-Recurring
<b>USC SYSTEM</b>		
USC Columbia & SOMs Request	\$ 14,184,187	\$ 49,000,000
USC Comprehensive Requests	4,436,075	18,500,000
USC Palmetto College Requests	3,196,718	14,738,000
<b>TOTAL – USC SYSTEM</b>	<b>\$ 21,816,980</b>	<b>\$ 82,238,000</b>

# USC SYSTEM FTE REQUEST

## FTEs - 18.00 for the USC System

- All FTEs requested correspond to recurring funds requested.
- USC manages its authorized FTEs within the system as a whole and has always been granted latitude to shift FTEs between institutions as long as total and State FTE authorization levels are maintained and not exceeded.
- FTE requests support developing programs needed to meet current workforce demands in the areas of Nursing, Engineering, and Education.
- Enrollment continues to reach record levels at the University of South Carolina system.

# USC SYSTEM COST SAVINGS

**Columbia (Including Schools of Medicine) - \$4,679,094**

## **Academic Units – \$2,589,581**

- Forego hiring ten faculty and fifteen staff.
- Reduction would negatively impact student / faculty ratio.
- May result in fewer course offerings.
- Evening programs would reduce temporary faculty and/or adjuncts and course offerings.

## **Service Units – \$1,457,154**

- Reduce student employees and temporary staff.
- Campus Safety Officer program likely eliminated.
- Transportation services impacted.
- Marketing reductions.

## **Schools of Medicine – \$587,732**

- Eliminate four positions including three within Human Resources.
- Reduction would place an additional burden on remaining staff and lead to delays in the processing of time-sensitive payroll documents, as well as impede the academic units' timeliness in resolving HR matters.

## **Special Items (Per State Appropriation Act) – \$44,627**

- Law Library, Small Business Development Center and Palmetto Poison Center.

# USC COMPREHENSIVE & PALMETTO COLLEGE COST SAVINGS

## Aiken – \$316,622

- Reduce Funding for Education and Analysis of Emergent Trends in Accreditation/Compliance and Other Risk Areas - \$100,000.
- Reduce Funding for Student Retention, Progression and Graduation Efforts - \$85,000.
- Reduce Funding Intended to Support/Seed New Academic Programs - \$80,000.
- Reduce Support for Campus Maintenance/Renewal Projects - \$51,622.

## Beaufort – \$178,924

- Reduce travel and support for faculty and staff professional development.
- Reduce number of academic class sections and increase class size.
- Reduce Library operating hours.
- Reduce temporary and student employee hours campus-wide.
- Reduce marketing, promotion and recruitment activities.
- Reduce cell phone users/usage campus-wide.
- Reduce supplies.

## Upstate – \$467,491

- Reduce support for campus maintenance and renewal projects - \$200,000.
- Reduce adjunct faculty across academic departments - \$108,998.
- Hold on replacement of a vacant faculty position - \$7158,493.

## Palmetto College – \$346,110

- Reduce instructional support by campus:
  - **Lancaster:** \$107,098
  - **Sumter:** \$117,550
  - **Salkehatchie:** \$74,375
  - **Union:** \$47,087

# REDUCING COST AND BURDEN TO BUSINESS AND CITIZENS

## University of South Carolina System

- ❑ The University does not have regulations that pertain to business operations. Nor does the University have regulations that pertain to citizens in general. The University has taken steps over the last several years to assist students in obtaining a degree in a timely manner and to minimize the overall cost of obtaining a quality education.
- ❑ Providing a quality workforce to the businesses within the State is a vital aspect of continuous economic development. The savings to citizens and business of the state are incalculable.
- ❑ Highlights of a recent study found that USC has a total economic impact (all 8 institutions statewide) of approximately \$5.5 billion when measured in terms of annual state output. The system supports over 60,000 jobs statewide and returns \$219 million annually to the state in tax revenue.
- ❑ Palmetto College Online was designed to make Bachelors completion degrees more accessible and affordable for in-state place bound residents. The number of programs continues to grow each year thereby reducing the need for residents to choose the more expensive “for-profit” online college. Centralizing distance learning efforts for the USC System helps contain costs associated with program startup, marketing and admissions.
- ❑ The “On Your Time” initiative was designed to give students a greater opportunity to complete their degrees in less time and reduce overall tuition costs and loan debt. Research shows that the key driver of student debt is taking longer than 8 semesters to graduate. Since the creation of the “On Your Time” initiative, the four-year graduation rate has increased by 7 percentage points.
- ❑ System improvements include recent implementation of Banner which is an enterprise student information system. Key features include integrated admissions, financial aid, registration, and student account system processes. Banner implementation is a major customer service upgrade.

# USC SYSTEM PROVISO REQUESTS

## Higher Education Repair and Renovation Fund

- ❑ The USC System supports the creation of a statewide dedicated “Higher Education Repair and Renovation Fund” that would provide the state’s 33 public colleges and universities a modest but predictable source of recurring state funding to be utilized for the exclusive purpose of maintaining (through repair and renovation – not new construction) college and university education related facilities.

## Permanent Improvement Project Thresholds

- ❑ This proviso would provide colleges and universities meaningful regulatory relief by increasing the state’s fixed “permanent improvement project” (PIP) dollar threshold that currently triggers the state’s multi-phased, eight-step (BOT, CHE, JBRC, and SFAA x2 (Phases 1 and 2)) approval process before execution of a college or university’s project can commence. By increasing the threshold for PIP projects from \$1,000,000 to \$5,000,000 for research universities and from \$1,000,000 to \$2,000,000 for all other public institutions of higher learning including technical colleges, smaller more routine capital and other PIPs can be undertaken in a more timely and cost effective manner, while more costly projects would continue to undergo the state’s multi-phased approval process.

## Educational Scholarships for In-State students – Access and Affordability

- ❑ This request benefits all colleges and universities in the state. It does not require any institution to implement the additional flexibility, so there is no adverse impact.
- ❑ Currently, South Carolina code section 59-101-620 stipulates, “A public institution of higher learning may offer educational fee waivers to no more than four percent (4%) of the undergraduate student body.” This request is to allow an additional four percent (4%) dedicated to low-income South Carolinians. It will allow greater support for Pell-eligible residents and those residents that just miss Pell eligibility and face growing loan debt. This also will assist in reducing out of pocket costs and aid in recruitment and retention of low-income students. As the state is considering additional investment in South Carolinians with financial need, this request allows, but does not require, institutions to increase their investment and does not directly impact the state’s budget.



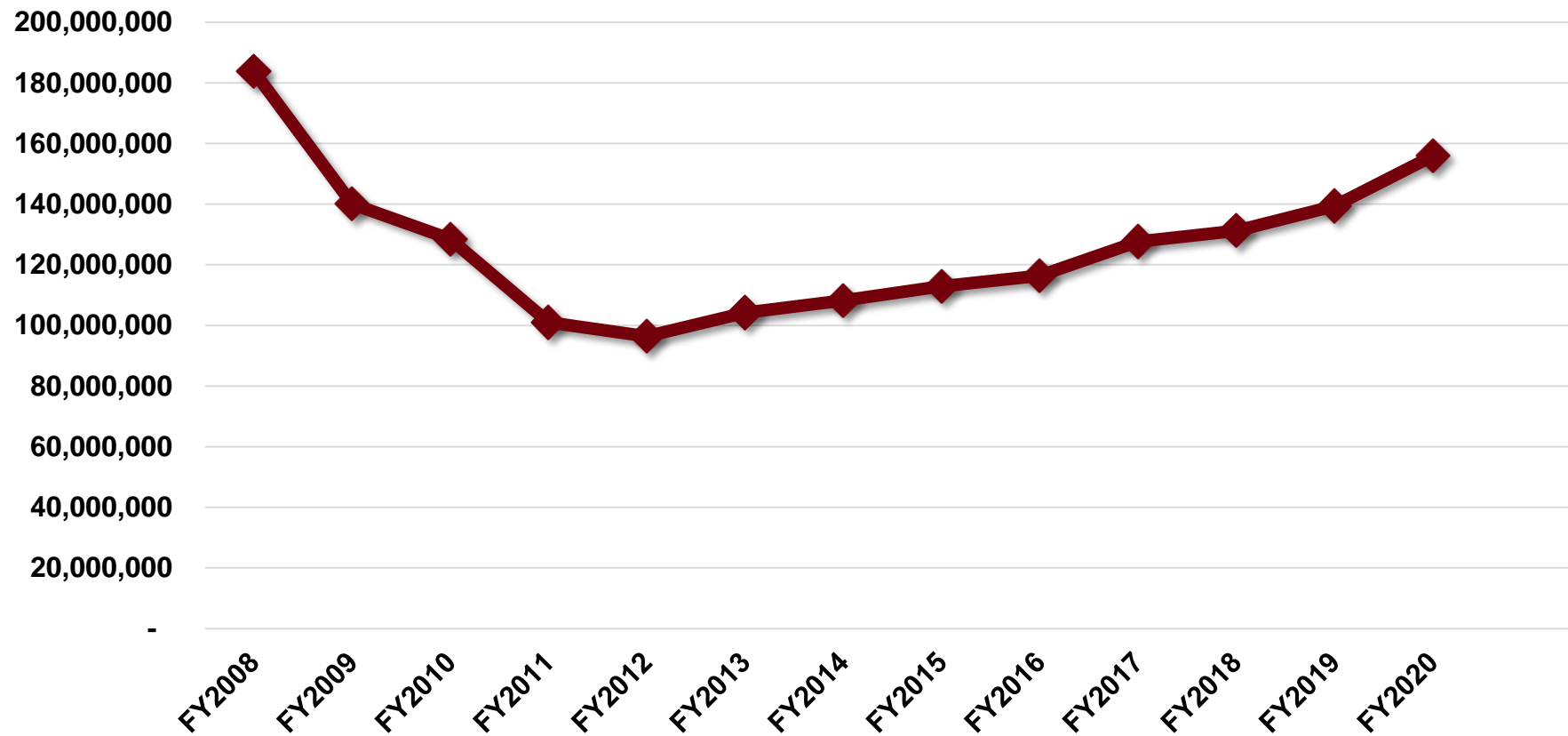


UNIVERSITY OF  
**South Carolina**

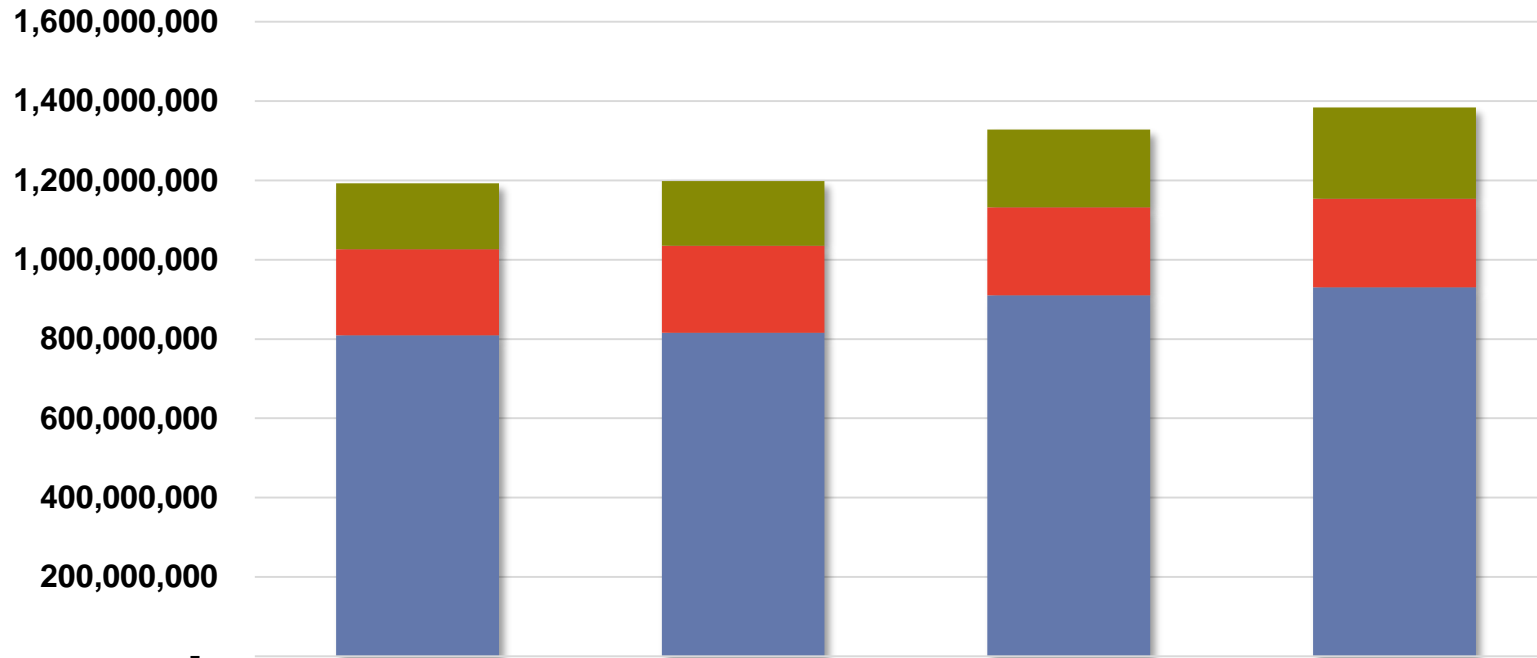




# USC COLUMBIA STATE APPROPRIATIONS



# USC COLUMBIA STATE BUDGET HISTORY



	FY2017	FY2018	FY2019	FY2020
Total State Funds	\$ 132,236,485	\$ 131,209,224	\$ 144,377,572	\$ 171,701,451
State Recurring	127,236,485	131,209,224	139,377,572	155,969,788
State Non-Recurring*	5,000,000	-	5,000,000	15,731,663
Federal Funds	176,603,631	178,603,631	178,603,631	178,603,631
Other Funds	809,529,343	815,529,343	910,529,343	930,529,343
<b>Total Funds</b>	<b>\$ 1,118,369,459</b>	<b>\$ 1,125,342,198</b>	<b>\$ 1,233,510,546</b>	<b>\$ 1,280,834,425</b>

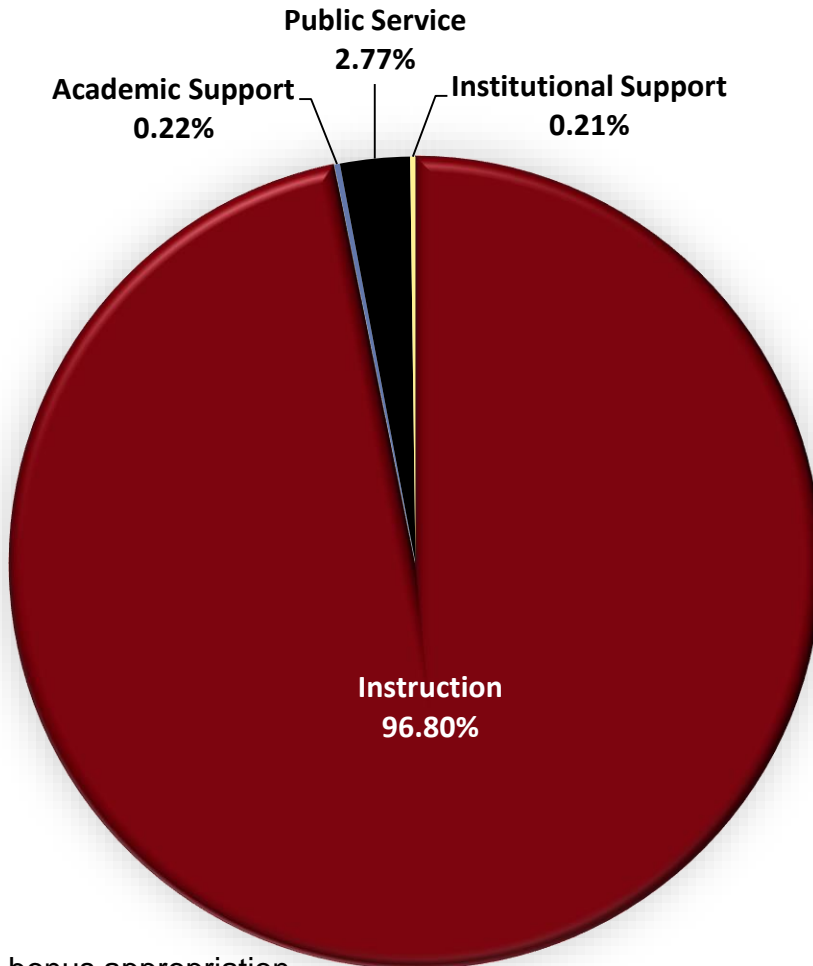
\*State Non-Recurring includes one-time bonus appropriation



South Carolina

# USC COLUMBIA

## FY2020 STATE APPROPRIATION DETAIL

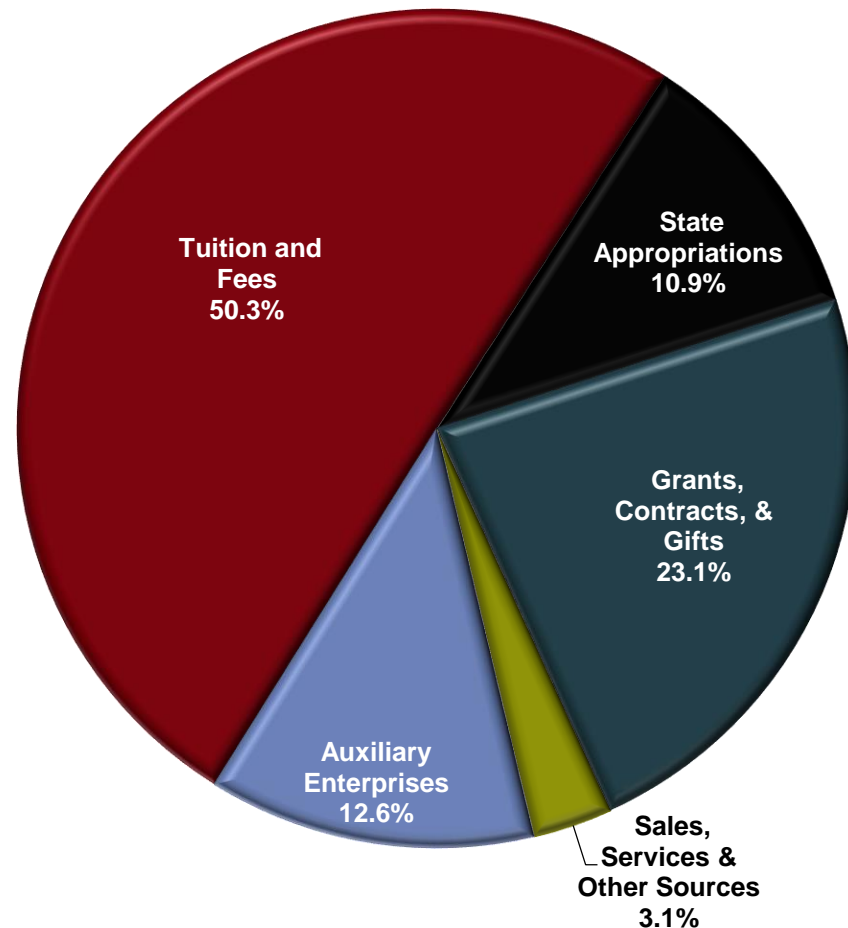


Includes one-time bonus appropriation

### USC Columbia FY2020 State Appropriations

President	\$ 325,031
Classified Positions	24,446,567
Unclassified Positions	90,194,108
Fringe Benefits	35,048,172
Law Library	344,076
Small Business Development Center	791,734
Palmetto Poison Center	351,763
Child Abuse & Neglect Medical Response Program	3,200,000
Other Operating Expenses	2,000,000
<b>Total USC Columbia (Including SOMs)</b>	<b><u>\$ 156,701,451</u></b>

# USC COLUMBIA & SOMs TOTAL CURRENT FUNDS



## USC Columbia & SOMs Budget FY 2019-2020 Revenues

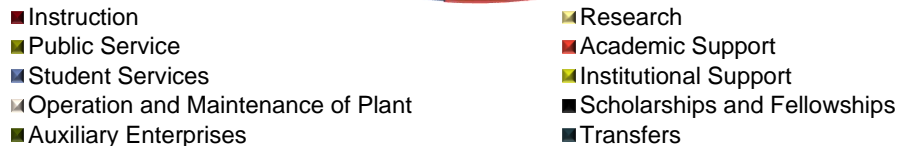
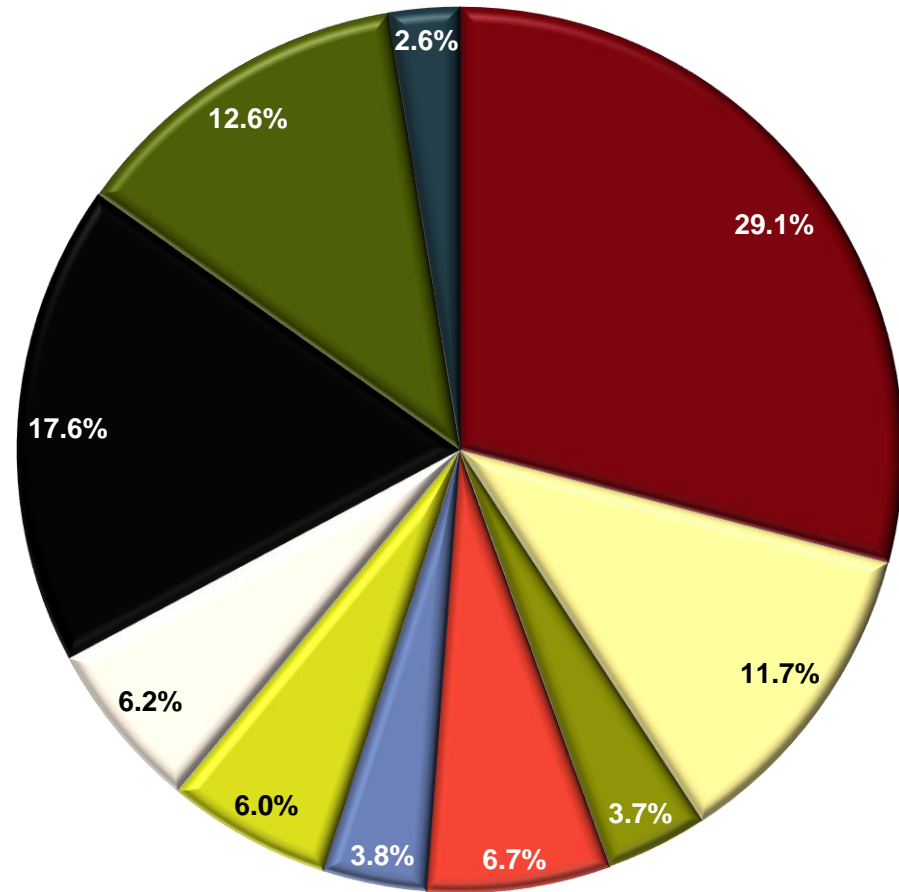
### Unrestricted Funds

E & G	\$ 916,179,823
Auxiliaries	222,201,654
<b>Unrestricted Total</b>	<b>\$ 1,138,381,477</b>

### Restricted Funds

E & G	\$ 278,595,769
Auxiliaries	-
<b>Restricted Total</b>	<b>278,595,769</b>
Contribution to Fund Balance	(11,239,371)
<b>TOTAL SOURCES</b>	<b>\$ 1,405,737,875</b>

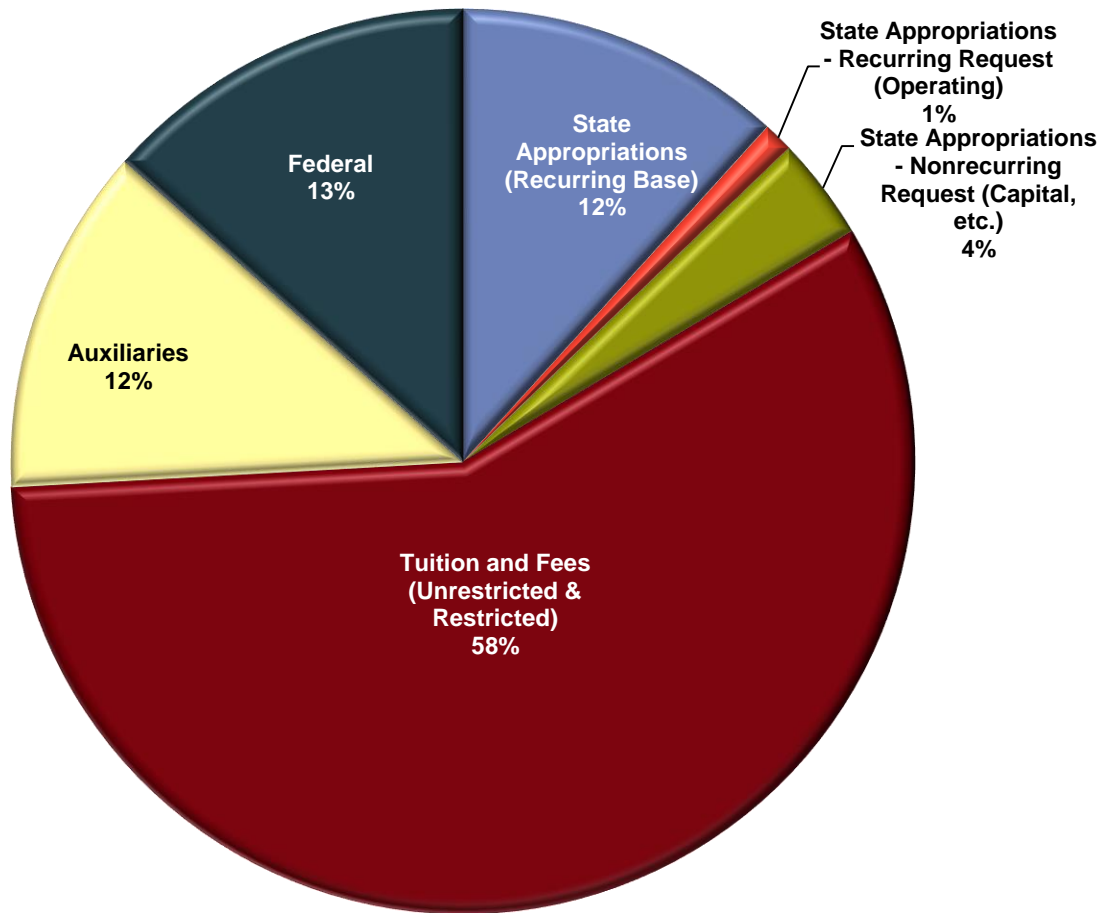
# USC COLUMBIA & SOMs TOTAL CURRENT FUNDS



## USC Columbia & SOMs Budget FY2019-2020 Expenditures

Instruction	\$ 408,630,538
Research	164,794,132
Public Service	52,712,082
Academic Support	93,981,725
Student Services	53,568,875
Institutional Support	83,930,622
Operation and Maintenance of Plant	87,617,739
Scholarships and Fellowships	247,400,900
Auxiliary Enterprises	175,897,644
Transfers	37,203,617
<b>TOTAL EXPENDITURES</b>	<b><u>\$1,405,737,875</u></b>

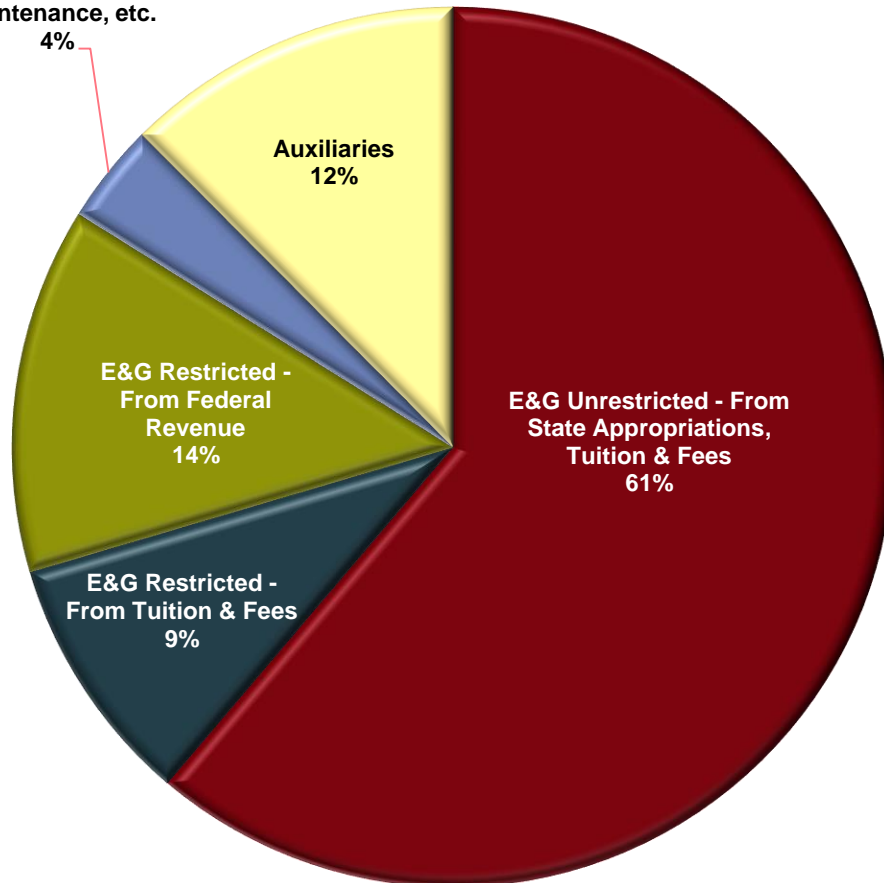
# USC COLUMBIA ESTIMATED FY2021 REVENUES



USC Columbia Budget	
Revenues	FY 20-21
State Appropriations (Recurring Base)	\$ 155,969,788
State Appropriations - Recurring Request (Operating)	14,184,187
State Appropriations - Nonrecurring Request (Capital, etc.)	49,000,000
Tuition and Fees (Unrestricted & Restricted)	765,372,806
Auxiliaries	165,153,537
Federal	178,603,631
<b>Total</b>	<b>\$ 1,328,283,949</b>

# USC COLUMBIA ESTIMATED FY2021 EXPENSES

Capital Projects,  
Life Cycle  
Maintenance, etc.  
4%



## USC Columbia Budget

### Expenditures

FY 20-21

E&G Unrestricted - From State Appropriations, Tuition & Fees	\$	813,067,132
E&G Restricted - From Tuition & Fees		122,459,649
E&G Restricted - From Federal Revenue		178,603,631
Capital Projects, Life Cycle Maintenance, etc.		49,000,000
Auxiliaries		165,153,537
<b>Total</b>	<b>\$</b>	<b>1,328,283,949</b>

# USC COLUMBIA

## FY2021 STATE BUDGET REQUEST

Request	Recurring	Capital/ Non-Recurring
<b>USC Columbia</b>		
Access and Affordability for In-State Students Tuition Mitigation Funding	\$ 9,358,187	
School of Medicine: Rural Health Initiative	2,000,000	
School of Law: School of Law Library	826,000	
Palmetto College - Columbia	2,000,000	
School of Medicine Relocation		\$ 35,000,000
Deferred Maintenance: Critical Care and Repair Match (1:1)		14,000,000
<b>TOTAL – USC Columbia</b>	<b>\$ 14,184,187</b>	<b>\$ 49,000,000</b>



# USC COLUMBIA

# FY2021 STATE BUDGET REQUEST

## Recurring Appropriations

### Access and Affordability for In-State Students: Tuition Mitigation Funding - \$9,358,187

- In the spirit of the South Carolina Higher Education Opportunity Act (HEOA), and out of a desire to partner with the state to freeze tuition and fees for in-state students next year, the USC System is requesting a modest increase in recurring funding of at least 6.0% for FY2021, which is equivalent to early projections of growth in state appropriation actual revenue next year according to internal estimates informed by legislative budget experts and other analyses.
- These funds would enable the System to offset a portion of the rise in basic inflationary costs it faces, state mandates such as pension, health insurance, cost of living adjustments, and strategic initiatives to improve access to higher education for students across South Carolina.

### School of Medicine: Rural Health Initiative - \$2,000,000

- The School of Medicine requests funds for the continued development of partnerships designed to increase quality and improve access to needed primary care in rural areas across the state.

### School of Law: School of Law Library - \$826,000

- The School of Law supports the state's only public research law library. This request will help address a shortfall in annual funds needed to operate and maintain the library.

### Palmetto College - Columbia: Increase Bachelor's Degrees for South Carolinians And Active Duty Military - \$2,000,000

- Funding will expand the presence of USC Palmetto College at installations across the state to attract active-duty military personnel to start and finish their degree at a reduced tuition rate.
- Funding will expand pool of Palmetto College students by allowing them to complete a fully online degree program in a wide variety of fields.

# USC COLUMBIA

# FY2021 STATE BUDGET REQUEST

## Non-Recurring Appropriations

### School of Medicine Relocation - \$35,000,000

- The School of Medicine will be relocated to modern facilities adjacent to Palmetto Richland hospital, bringing new research opportunities and establishing the region as a hub of biomedical technology development.
- The relocation will allow the School of Medicine to replace aging facilities that will limit the school's ability to attract and serve future students.
- The health care industry is rapidly growing in South Carolina with high demand for college-educated workers in the next 15 years. A health sciences campus offers significant opportunity for economic impact through private sector partnerships, increased research funding, start-ups and other commercialization of the complex while improving health care delivery and outcomes for South Carolinians.
- A modern, efficient facility, located closer to the University's clinical partners in Columbia, is a more effective long-term teaching and research location and a more cost-effective facility to own and operate. The current medical school facility requires significant capital investment to remain suitable through the current lease and faces market rate rent upon renewal.
- Multi-year, two-phase project to relocate the School of Medicine-Columbia and create a health sciences research complex.  
Phase 1: 144,000 SF medical teaching facility, \$125 million. Phase 2: 162,000 SF science and lab building, \$160 million.

# USC COLUMBIA

# FY2021 STATE BUDGET REQUEST

## Non-Recurring Appropriations

### USC Columbia Deferred Maintenance: Critical Care and Repair Match (1:1) - \$14,000,000

- ❑ USC currently expends at least \$14,000,000 on an annualized average basis for institutional maintenance for critical care and repairs of its facilities. When matched, these funds would be used to reduce maintenance and capital needs that are deferred due to resource constraints.
- ❑ Maintenance is a required cost for ensuring appropriate learning environments and maintaining state assets. USC proposes a 1:1 match whereby USC Columbia would use funds to address a variety of deferred or appropriate critical repair and related maintenance, and address any other critical equipment, and systems repair. Funds would be targeted for critical life and safety maintenance issues and those that ensure educational mission.
- ❑ Funds would also establish the School of Law Veteran's Clinic in the Horry-Guignard House to provide legal services to indigent veterans, especially in the areas of housing, employment, disability claims and family law.

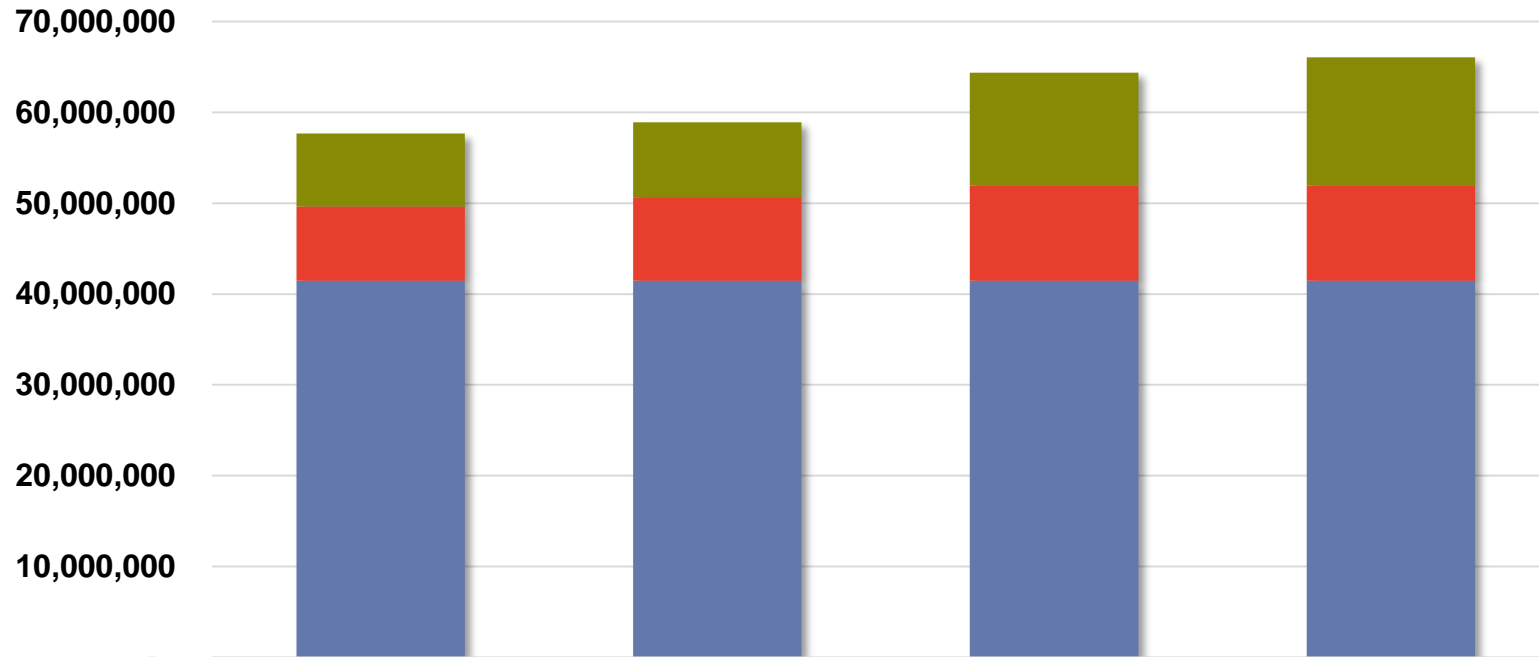


UNIVERSITY OF  
**South Carolina**  
AIKEN



**Uof SC** South Carolina

# USC AIKEN STATE BUDGET HISTORY




	FY2017	FY2018	FY2019	FY2020
<b>Total State Funds</b>	\$ 8,036,905	\$ 8,277,419	\$ 12,424,200	\$ 14,096,468
State Recurring	8,036,905	8,277,419	8,924,200	10,554,060
State Non-Recurring*	-	-	3,500,000	3,542,408
<b>Federal Funds</b>	8,196,607	9,196,607	10,500,000	10,500,000
<b>Other Funds</b>	41,457,362	41,457,362	41,457,362	41,457,362
<b>Total Funds</b>	<b>\$ 57,690,874</b>	<b>\$ 58,931,388</b>	<b>\$ 64,381,562</b>	<b>\$ 66,053,830</b>

\*State Non-Recurring includes one-time bonus appropriation

# USC AIKEN

## FY2020 STATE APPROPRIATION DETAIL

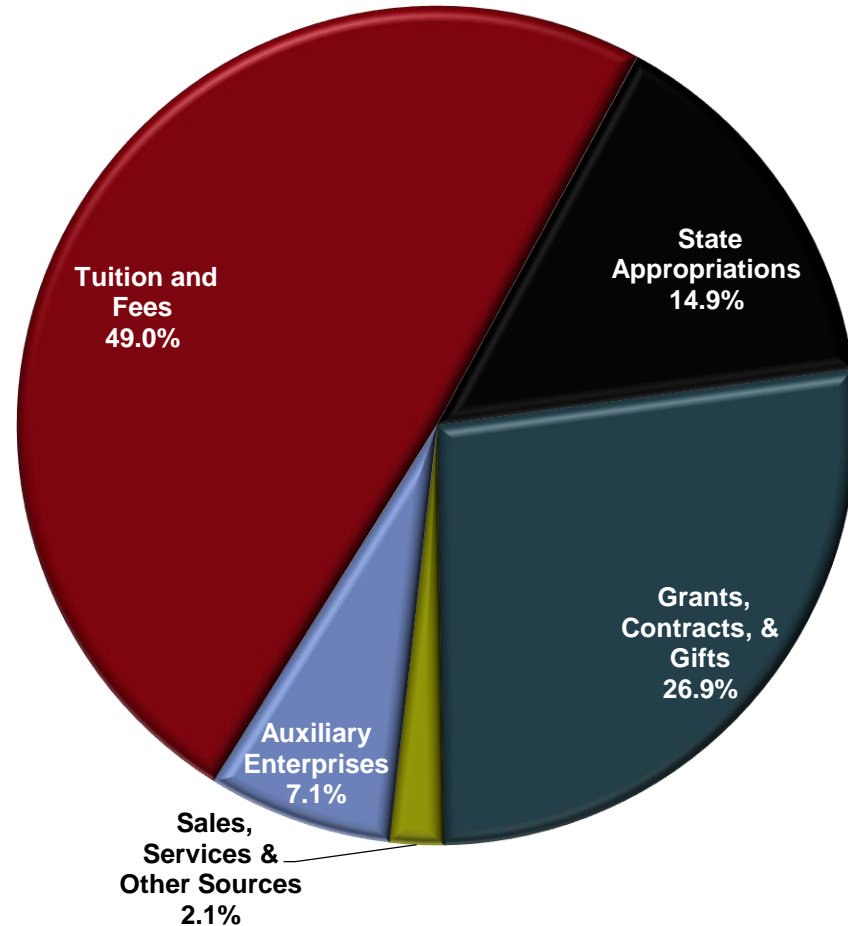


USC Aiken FY2020 State Appropriations	
Classified Positions	\$ 674,668
Unclassified Positions	7,738,405
Fringe Benefits	2,183,395
<b>Total USC Aiken</b>	<b><u>\$ 10,596,468</u></b>

Includes one-time bonus appropriation



# USC AIKEN TOTAL CURRENT FUNDS



## USC Aiken Budget FY 2019-2020 Revenues

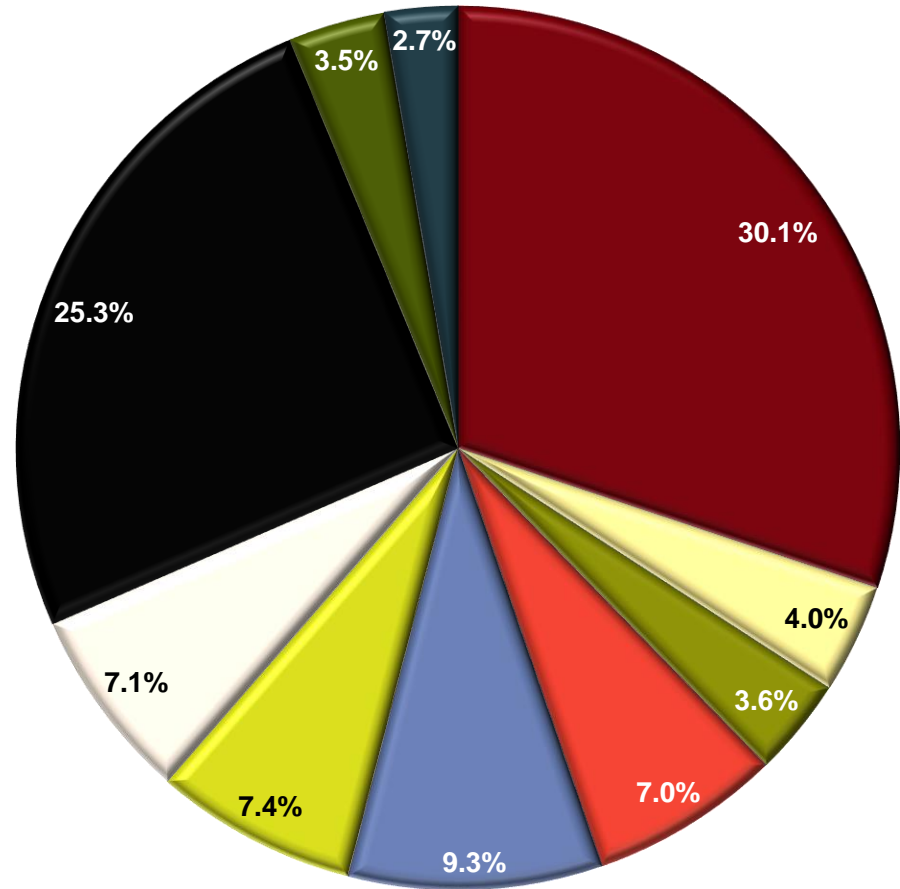
### Unrestricted Funds

E & G	\$	47,081,216
Auxiliaries		4,980,688
<b>Unrestricted Total</b>	<b>\$</b>	<b>52,061,904</b>

### Restricted Funds

E & G	\$	18,329,076
Auxiliaries		-
<b>Restricted Total</b>		<b>18,329,076</b>
Use of Fund Balance		348,615
<b>TOTAL SOURCES</b>	<b>\$</b>	<b>70,739,595</b>

# USC AIKEN TOTAL CURRENT FUNDS



- Instruction
- Public Service
- Student Services
- Operation and Maintenance of Plant
- Auxiliary Enterprises
- Research
- Academic Support
- Institutional Support
- Scholarships and Fellowships
- Transfers

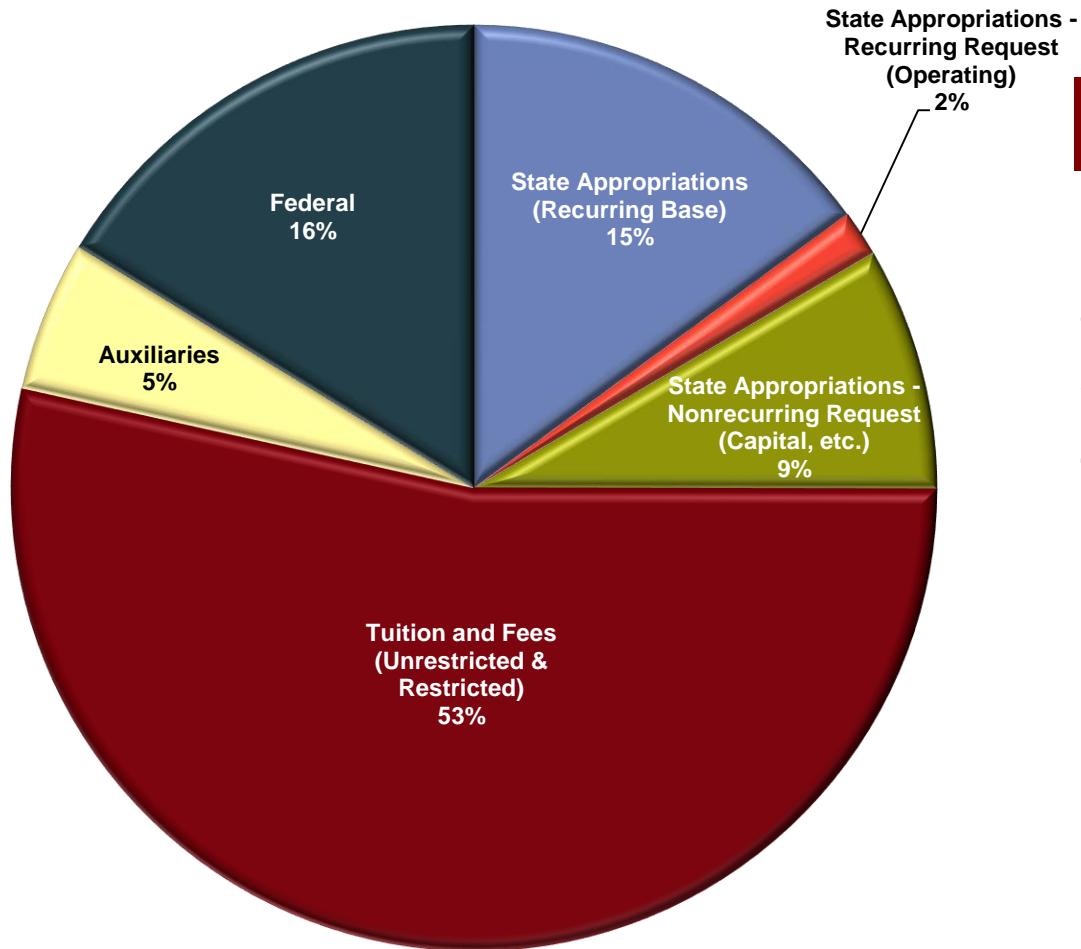
## USC Aiken Budget FY2019-2020 Expenditures

Instruction	\$	21,298,745
Research		2,815,018
Public Service		2,576,854
Academic Support		4,977,131
Student Services		6,541,608
Institutional Support		5,243,016
Operation and Maintenance of Plant		5,006,691
Scholarships and Fellowships		17,882,058
Auxiliary Enterprises		2,497,554
Transfers		1,900,920
<b>TOTAL EXPENDITURES</b>	<b>\$</b>	<b>70,739,595</b>



# USC AIKEN

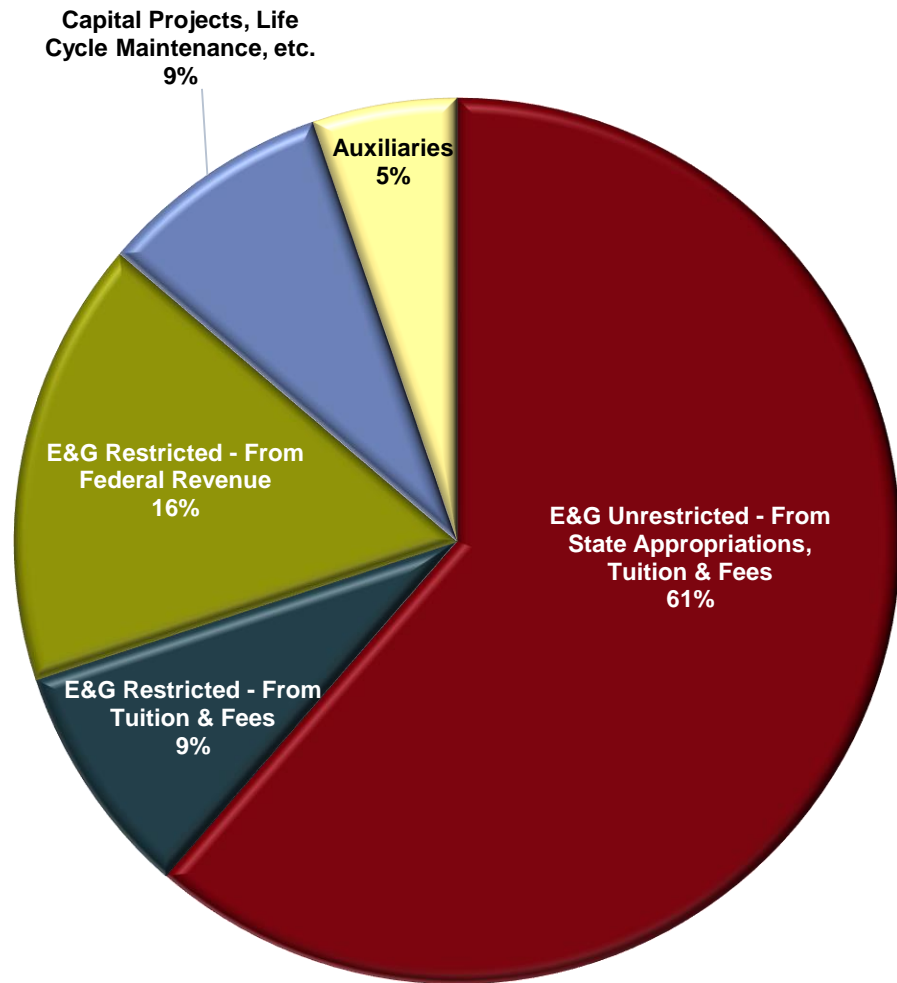
## ESTIMATED FY2021 REVENUES



USC Aiken Budget	
Revenues	FY 20-21
State Appropriations (Recurring Base)	\$ 10,554,060
State Appropriations - Recurring Request (Operating)	1,133,244
State Appropriations - Nonrecurring Request (Capital, etc.)	6,000,000
Tuition and Fees (Unrestricted & Restricted)	37,729,860
Auxiliaries	3,727,502
Federal	11,500,000
<b>Total</b>	<b>\$ 70,644,666</b>

# USC AIKEN

## ESTIMATED FY2021 EXPENSES



USC Aiken Budget	
Expenditures	FY 20-21
E&G Unrestricted - From State Appropriations, Tuition & Fees	\$ 43,380,386
E&G Restricted - From Tuition & Fees	6,036,778
E&G Restricted - From Federal Revenue	11,500,000
Capital Projects, Life Cycle Maintenance, etc.	6,000,000
Auxiliaries	3,727,502
<b>Total</b>	<b>\$ 70,644,666</b>

# USC AIKEN

## FY2021 STATE BUDGET REQUEST

Request	Recurring	Capital/ Non-Recurring
<b>USC Aiken</b>		
Access and Affordability for In-State Students Tuition Mitigation Funding	\$ 633,244	
Develop and Enhance the Cyber Education Program	500,000	
Federal Funds Authorization Increase	1,000,000	
Humanities and Social Sciences Building HVAC Upgrades		\$ 2,500,000
Renovation to the Library and Learning Commons		2,500,000
Deferred Maintenance Match (1:1)		1,000,000
<b>TOTAL – USC Aiken</b>	<b>\$ 2,133,244</b>	<b>\$ 6,000,000</b>

# USC AIKEN

# FY2021 STATE BUDGET REQUEST

## Recurring Appropriations

### Access and Affordability for In-State Students: Tuition Mitigation Funding - \$633,244

- ❑ Request of \$633,244 covers only a portion of the operating increases for anticipated inflationary costs and mandated increases such as pension, health insurance, and cost of living adjustments, but would help mitigate future tuition increases.

### Develop and Enhance the Cyber Education Program - \$500,000

- ❑ These degrees address current and emerging workforce needs and were developed in consultation with industry partners. Faculty and equipment must be augmented to give students the necessary training to fill state and regional needs.

# USC AIKEN

# FY2021 STATE BUDGET REQUEST

## Federal & Other Funds Authorization

### Federal Funds Authorization - \$1,000,000

- ❑ With a number of Department of Energy related facilities proximate to USC Aiken and renewed interest in collaboration, the University believes that prospects continue to be good for increased Federal grant activity.
- ❑ Total Federal Funds expenditures for FY20 are estimated to remain at \$10,500,000 based on recent experience and anticipated stable enrollment and grant activity.
- ❑ Pending grant applications could yield an additional \$1.0 million by FY21.

# USC AIKEN

# FY2021 STATE BUDGET REQUEST

## Non-Recurring Appropriations

### Humanities and Social Sciences Building HVAC Upgrades - \$2,500,000

- The current HVAC system has reached the end of its serviceable life and longer provides adequate heating and cooling needed for a building of its type.

### Renovation to the Library and Learning Commons - \$2,500,000

- In addition to needed renovations to the main campus' library, this project would create an Engineering and Innovation Lab complete with 3-D printers and virtual reality technology.
- Create “learning commons” space that brings together library, technology, advising, student support, career services, Veteran’s services and other offices to support student success and improve retention and graduation.
- Total project is expected to be \$10M, funded as follows: \$8.5M State, \$1M Private Gifts, and \$500K Institutional Funds.

### Deferred Maintenance Match (1:1) - \$1,000,000

- Maintenance is a required cost for ensuring appropriate learning environments and maintaining state assets. USC proposes a 1:1 match whereby USC Aiken would use funds to address a variety of deferred or appropriate critical repair and related maintenance, and address any other critical equipment, and systems repair. Funds would be targeted for critical life and safety maintenance issues and those that ensure educational mission.

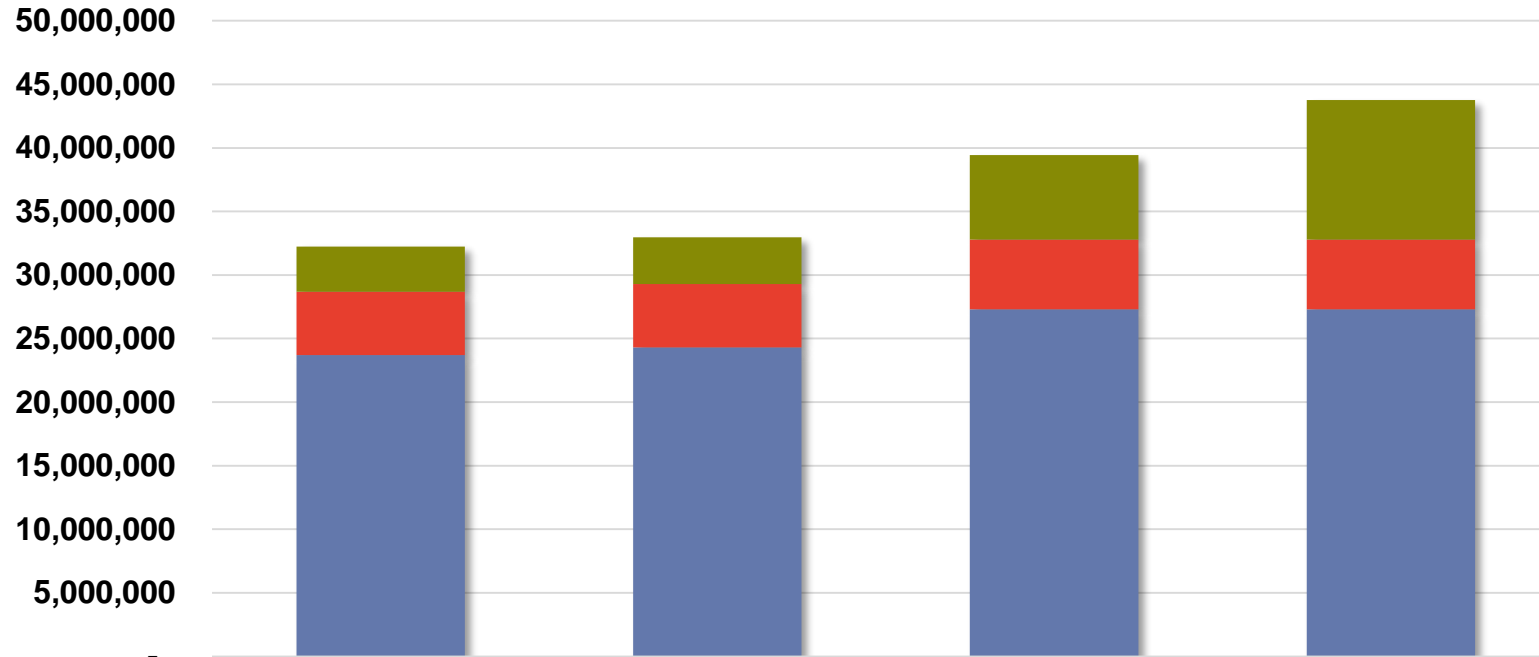


UNIVERSITY OF  
**South Carolina**  
BEAUFORT



**Uof  
SC** South Carolina

# USC BEAUFORT STATE BUDGET HISTORY



	FY2017	FY2018	FY2019	FY2020
<b>Total State Funds</b>	\$ 3,562,147	\$ 3,682,059	\$ 6,647,328	\$ 10,978,156
State Recurring	3,562,147	3,682,059	4,148,894	5,964,148
State Non-Recurring*	-	-	2,498,434	5,014,008
<b>Federal Funds</b>	4,977,915	4,977,915	5,477,915	5,477,915
<b>Other Funds</b>	23,707,011	24,307,011	27,307,011	27,307,011
<b>Total Funds</b>	<b>\$ 32,247,073</b>	<b>\$ 32,966,985</b>	<b>\$ 39,432,254</b>	<b>\$ 43,763,082</b>

\*State Non-Recurring includes one-time bonus appropriation




South Carolina



# USC BEAUFORT

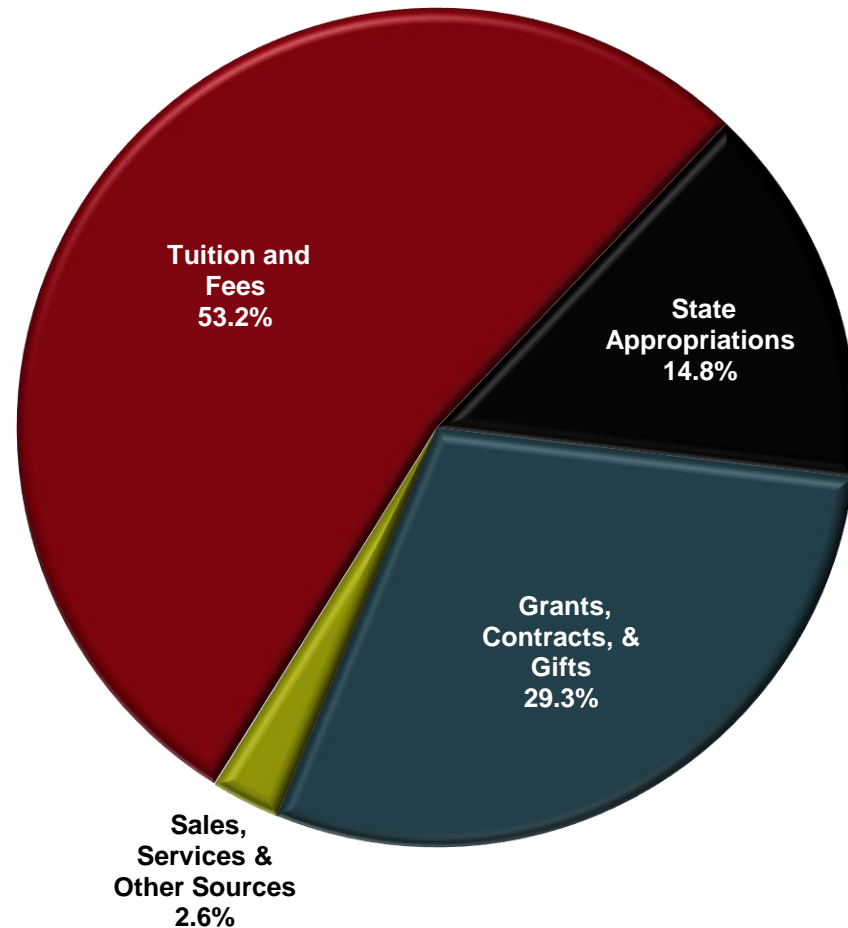
## FY2020 STATE APPROPRIATION DETAIL



USC Beaufort FY2020 State Appropriations	
Classified Positions	\$ 231,934
Unclassified Positions	5,015,994
Fringe Benefits	730,228
<b>Total USC Beaufort</b>	<b><u>\$ 5,978,156</u></b>

Includes one-time bonus appropriation

# USC BEAUFORT TOTAL CURRENT FUNDS



## USC Beaufort Budget FY 2019-2020 Revenues

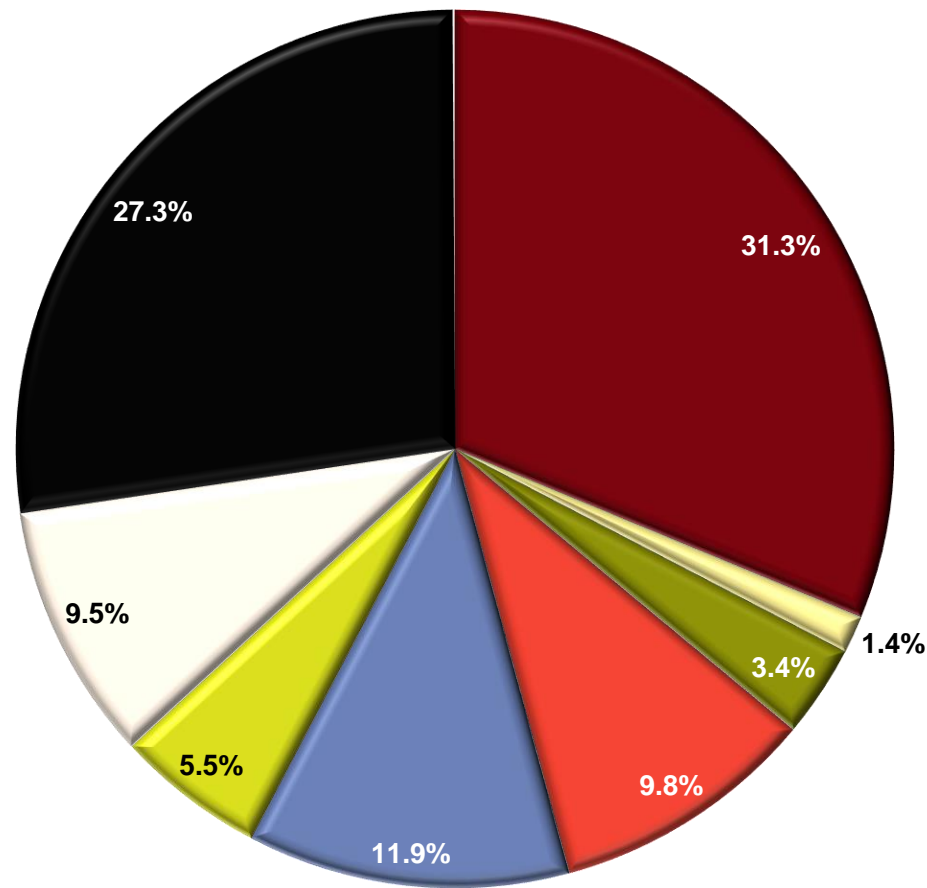
### Unrestricted Funds

E & G	\$ 32,971,915
Auxiliaries	13,700
<b>Unrestricted Total</b>	<b>\$ 32,985,615</b>

### Restricted Funds

E & G	\$ 10,374,498
Auxiliaries	-
<b>Restricted Total</b>	<b>10,374,498</b>
Use of Fund Balance	12,427
<b>TOTAL SOURCES</b>	<b>\$ 43,372,540</b>

# USC BEAUFORT TOTAL CURRENT FUNDS

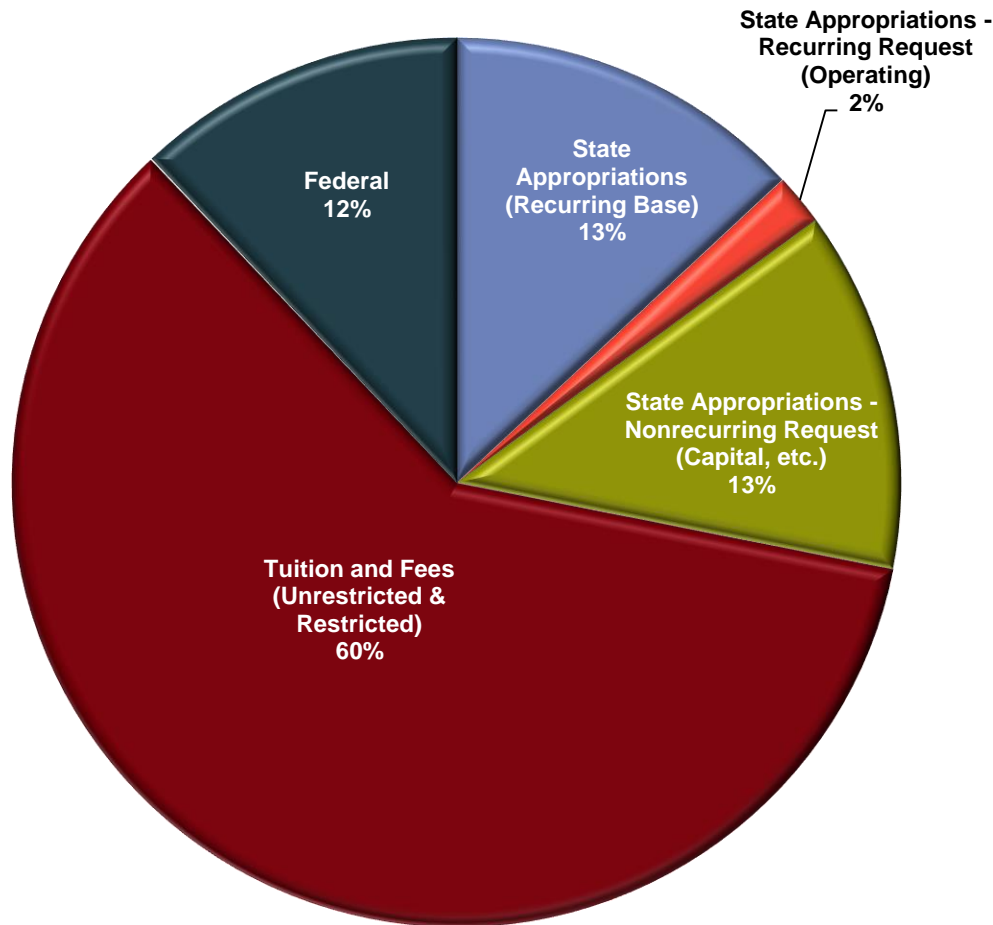


- Instruction
- Public Service
- Student Services
- Operation and Maintenance of Plant
- Auxiliary Enterprises
- Research
- Academic Support
- Institutional Support
- Scholarships and Fellowships
- Transfers

## USC Beaufort Budget FY2019-2020 Expenditures

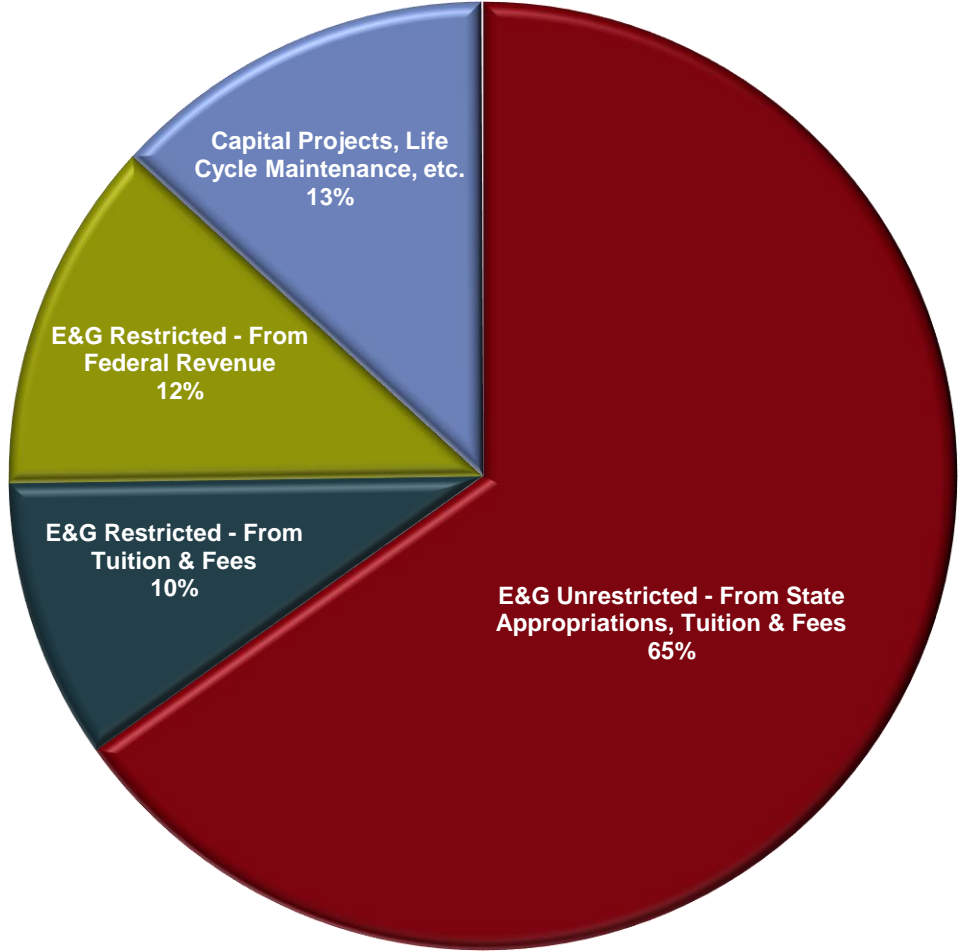
Instruction	\$ 13,558,178
Research	618,575
Public Service	1,476,182
Academic Support	4,230,935
Student Services	5,158,677
Institutional Support	2,380,148
Operation and Maintenance of Plant	4,117,418
Scholarships and Fellowships	11,858,484
Auxiliary Enterprises	2,500
Transfers	(28,557)
<b>TOTAL EXPENDITURES</b>	<b>\$ 43,372,540</b>

# USC BEAUFORT ESTIMATED FY2021 REVENUES



USC Beaufort Budget	
Revenues	FY 20-21
State Appropriations (Recurring Base)	\$ 5,964,148
State Appropriations - Recurring Request (Operating)	857,849
State Appropriations - Nonrecurring Request (Capital, etc.)	6,000,000
Tuition and Fees (Unrestricted & Restricted)	27,277,011
Auxiliaries	30,000
Federal	5,477,915
<b>Total</b>	<b>\$ 45,606,923</b>

# USC BEAUFORT ESTIMATED FY2021 EXPENSES



USC Beaufort Budget	
Expenditures	FY 20-21
E&G Unrestricted - From State Appropriations, Tuition & Fees	\$ 29,734,686
E&G Restricted - From Tuition & Fees	4,364,322
E&G Restricted - From Federal Revenue	5,477,915
Capital Projects, Life Cycle Maintenance, etc.	6,000,000
Auxiliaries	30,000
<b>Total</b>	<b>\$ 45,606,923</b>

# USC BEAUFORT

## FY2021 STATE BUDGET REQUEST

Request	Recurring	Capital/ Non-Recurring
<b>USC Beaufort</b>		
Access and Affordability for In-State Students Tuition Mitigation Funding	\$ 357,849	
Develop and Enhance the Cyber Education Program	500,000	
New Classroom Building		\$ 5,000,000
Deferred Maintenance Match (1:1)		1,000,000
<b>TOTAL – USC Beaufort</b>	<b>\$ 857,849</b>	<b>\$ 6,000,000</b>

# USC BEAUFORT

# FY2021 STATE BUDGET REQUEST

## Recurring Appropriations

### Access and Affordability for In-State Students: Tuition Mitigation Funding - \$357,849

- ❑ Request of \$357,849 covers only a portion of the operating increases for anticipated inflationary costs and mandated increases such as pension, health insurance, and cost of living adjustments, but would help mitigate future tuition increases.

### Develop and Enhance the Cyber Education Program - \$500,000

- ❑ These funds will allow an expansion of the Computational Science baccalaureate degree to offer a concentration in Cybersecurity.

# USC BEAUFORT

## FY2021 STATE BUDGET REQUEST

### Non-Recurring Appropriations

#### New Classroom Building – \$5,000,000

- ❑ Construction of a new 48,500 square foot facility that would be adjacent to the Science and Technology building at the Hilton Head Gateway Campus to total \$25,000,000. Only \$5,000,000 requested at this time.
- ❑ This new facility will include approximately 12 classrooms, a 40-seat computer classroom and space for faculty.
- ❑ Enrollment on this campus has increased 117% since it opened in 2004 and currently only has 17 general-purpose classrooms. USCB has both an immediate classroom space need and a major future classroom space deficit.

#### Deferred Maintenance Match (1:1) - \$1,000,000

- ❑ Maintenance is a required cost for ensuring appropriate learning environments and maintaining state assets. USC proposes a 1:1 match whereby USC Beaufort would use funds to address a variety of deferred or appropriate critical repair and related maintenance, and address any other critical equipment, and systems repair. Funds would be targeted for critical life and safety maintenance issues and those that ensure educational mission.



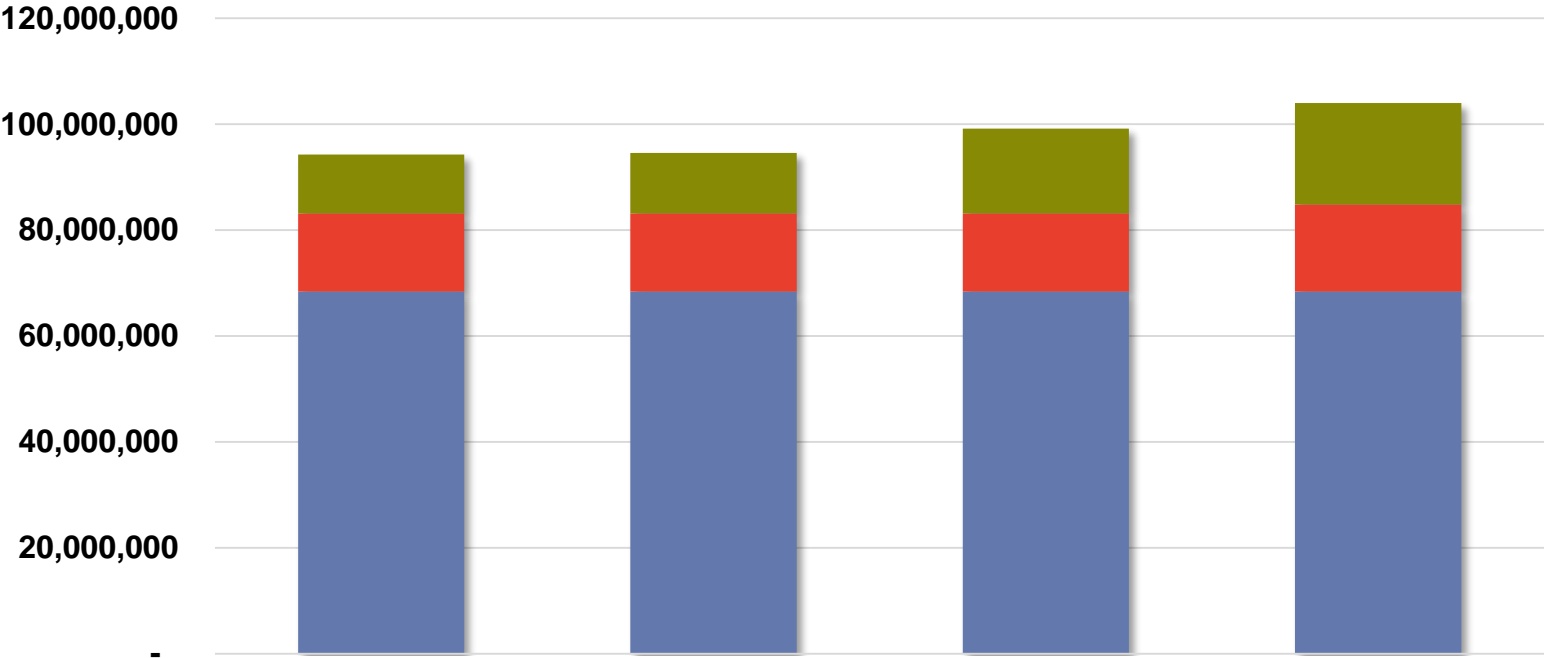


UNIVERSITY OF  
**South Carolina**  
UPSTATE



**Uof  
SC** South Carolina

# USC UPSTATE BUDGET HISTORY

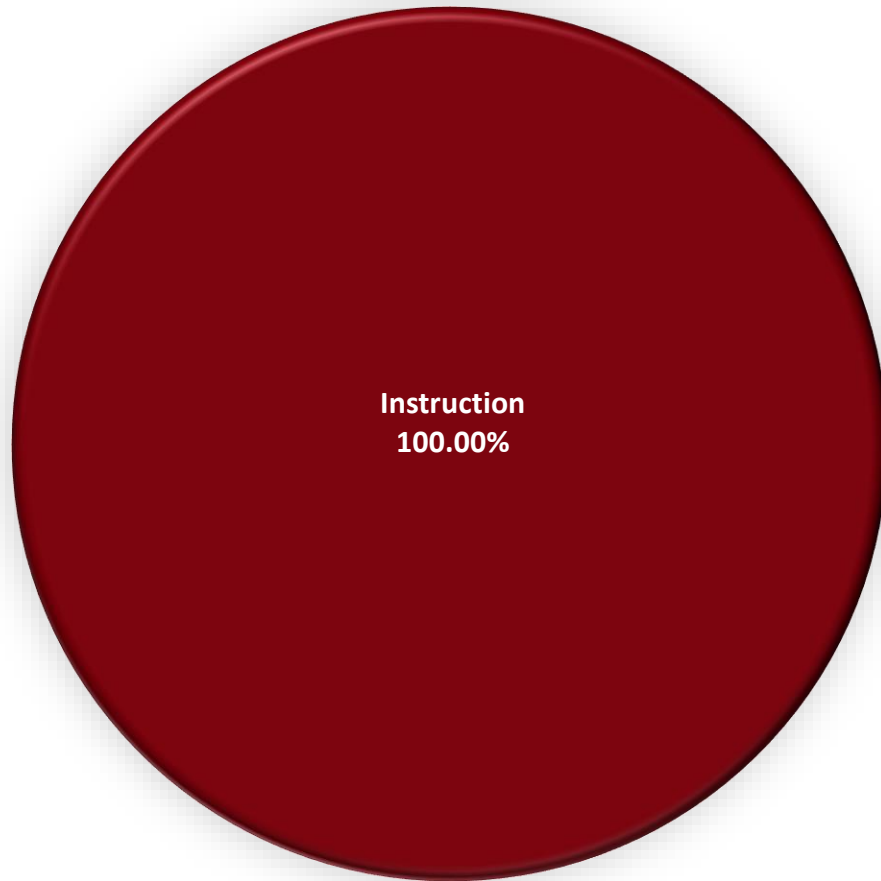


	FY2017	FY2018	FY2019	FY2020
<b>Total State Funds</b>	\$ 11,109,729	\$ 11,432,697	\$ 16,045,716	\$ 19,150,862
State Recurring	11,109,729	11,432,697	12,545,716	15,583,026
State Non-Recurring*	-	-	3,500,000	3,567,836
<b>Federal Funds</b>	14,750,838	14,750,838	14,750,838	16,450,838
<b>Other Funds</b>	68,376,142	68,376,142	68,376,142	68,376,142
<b>Total Funds</b>	<b>\$ 94,236,709</b>	<b>\$ 94,559,677</b>	<b>\$ 99,172,696</b>	<b>\$ 103,977,842</b>

\*State Non-Recurring includes one-time bonus appropriation

# USC UPSTATE

## FY2020 STATE APPROPRIATION DETAIL

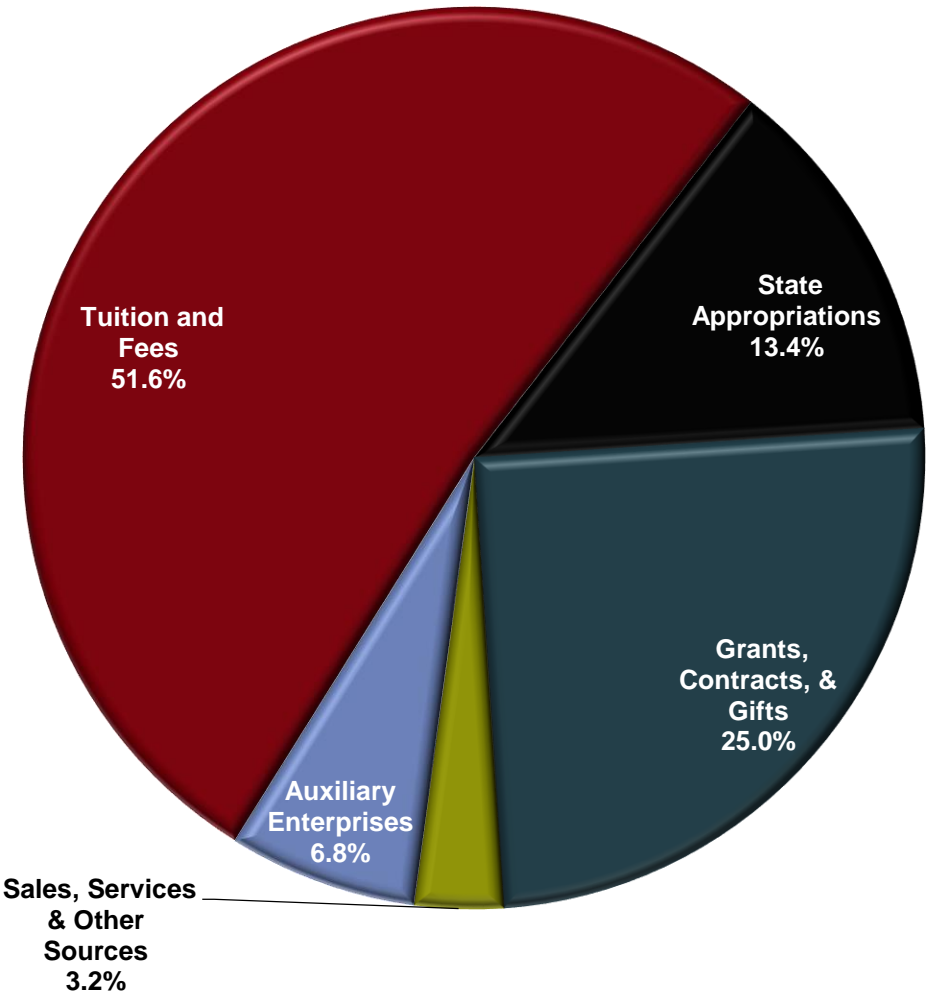


Instruction  
100.00%

USC Upstate FY2020 State Appropriations	
Classified Positions	\$ 1,337,304
Unclassified Positions	11,303,050
Fringe Benefits	2,992,953
<b>Total USC Upstate</b>	<b><u>\$ 15,633,307</u></b>

Includes one-time bonus appropriation

# USC UPSTATE TOTAL CURRENT FUNDS



## USC Upstate Budget FY 2019-2020 Revenues

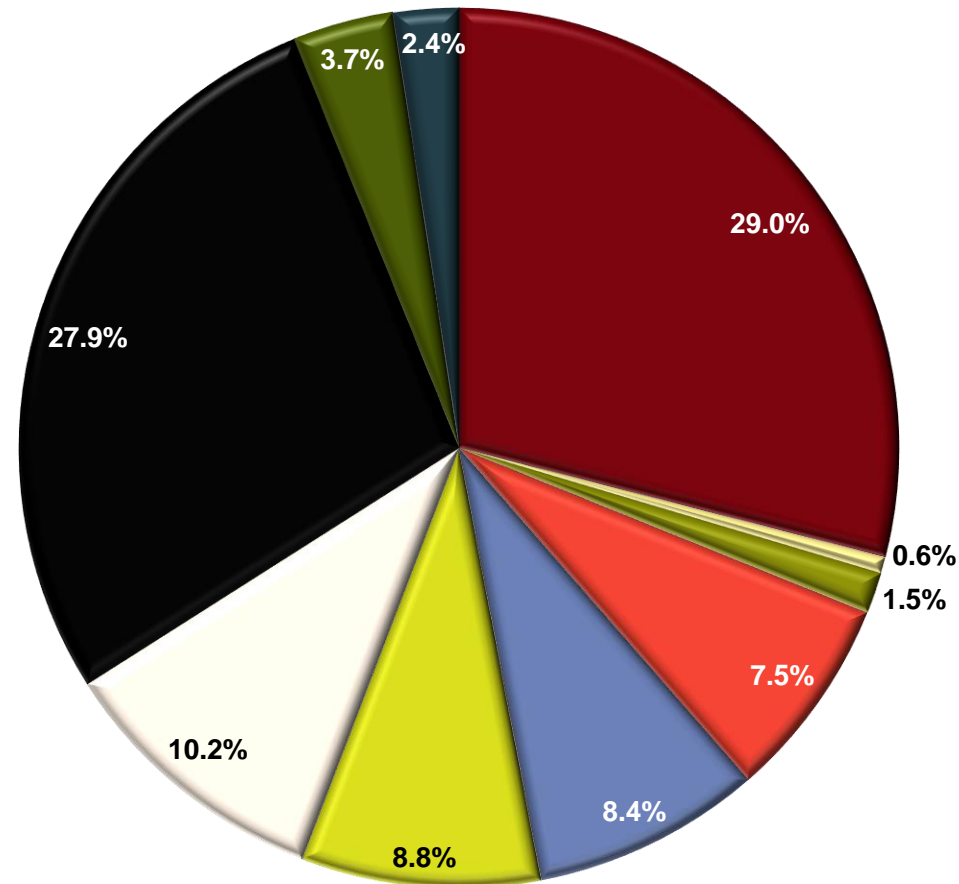
### Unrestricted Funds

E & G	\$ 81,315,225
Auxiliaries	8,049,005
<b>Unrestricted Total</b>	<b>\$ 89,364,230</b>

### Restricted Funds

E & G	\$ 29,766,293
Auxiliaries	-
<b>Restricted Total</b>	<b>29,766,293</b>
Use of Fund Balance	23,783
<b>TOTAL SOURCES</b>	<b>\$ 119,154,306</b>

# USC UPSTATE TOTAL CURRENT FUNDS

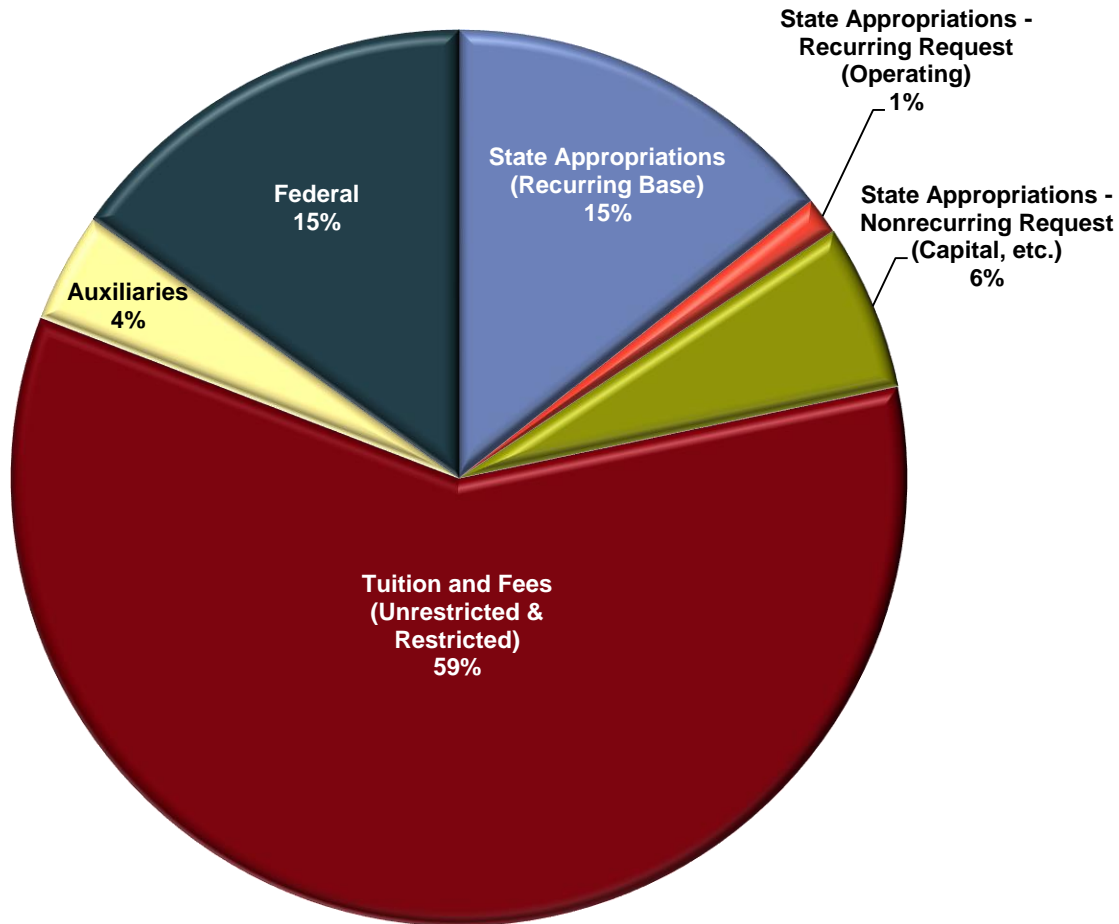


- Instruction
- Public Service
- Student Services
- Operation and Maintenance of Plant
- Auxiliary Enterprises
- Research
- Academic Support
- Institutional Support
- Scholarships and Fellowships
- Transfers

## USC Upstate Budget FY2019-2020 Expenditures

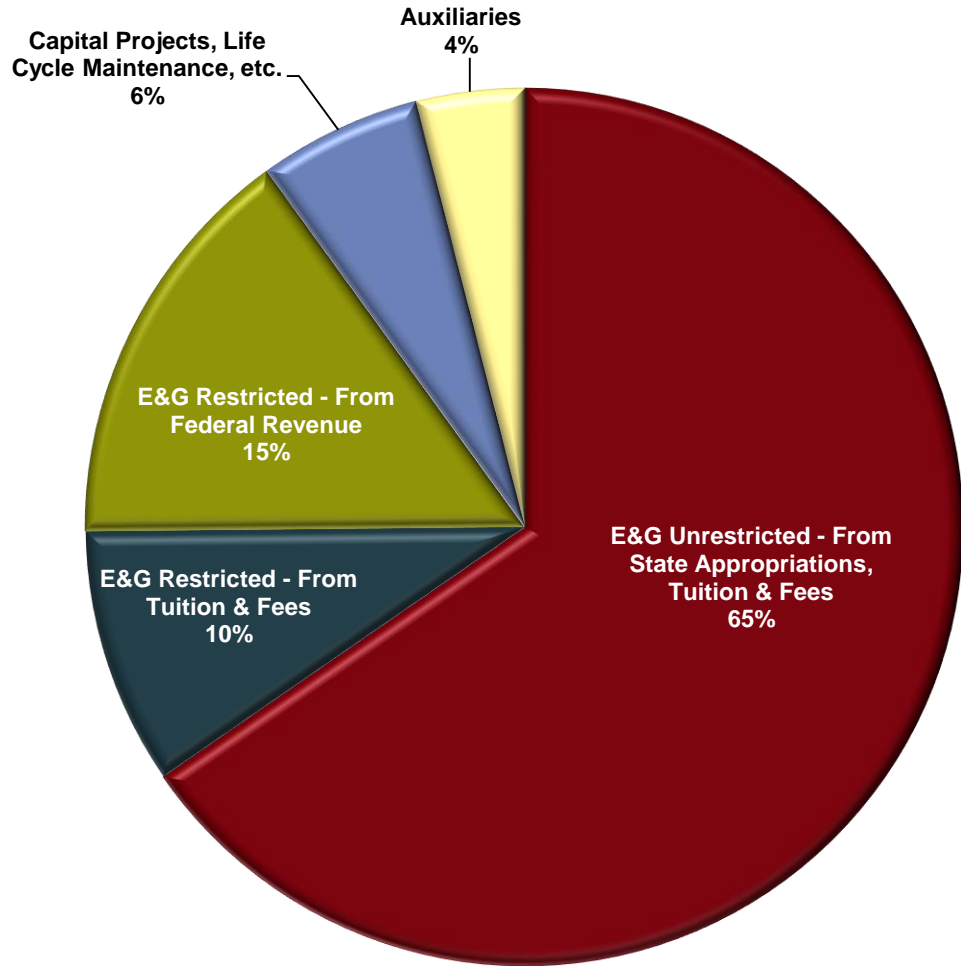
Instruction	\$ 34,532,807
Research	754,519
Public Service	1,807,055
Academic Support	8,926,953
Student Services	10,016,648
Institutional Support	10,530,460
Operation and Maintenance of Plant	12,093,313
Scholarships and Fellowships	33,202,804
Auxiliary Enterprises	4,420,184
Transfers	2,869,562
<b>TOTAL EXPENDITURES</b>	<b>\$ 119,154,306</b>

# USC UPSTATE ESTIMATED FY2021 REVENUES



USC Upstate Budget	
Revenues	FY 20-21
State Appropriations (Recurring Base)	\$ 15,583,026
State Appropriations - Recurring Request (Operating)	1,444,982
State Appropriations - Nonrecurring Request (Capital, etc.)	6,500,000
Tuition and Fees (Unrestricted & Restricted)	64,065,912
Auxiliaries	4,310,230
Federal	16,450,838
<b>Total</b>	<b>\$ 108,354,988</b>

# USC UPSTATE ESTIMATED FY2021 EXPENSES



USC Upstate Budget	
Expenditures	FY 20-21
E&G Unrestricted - From State Appropriations, Tuition & Fees	\$ 70,843,374
E&G Restricted - From Tuition & Fees	10,250,546
E&G Restricted - From Federal Revenue	16,450,838
Capital Projects, Life Cycle Maintenance, etc.	6,500,000
Auxiliaries	4,310,230
<b>Total</b>	<b>\$ 108,354,988</b>

# USC UPSTATE

## FY2021 STATE BUDGET REQUESTS

Request	Recurring	Capital/ Non-Recurring
<b>USC Upstate</b>		
Access and Affordability for In-State Students Tuition Mitigation Funding	\$ 934,982	
Program Expansion for High-Demand, High-Tech Programs	510,000	
Cybersecurity and Networking Lab Upgrades		\$ 500,000
Smith Science Building Renovation & Addition		5,000,000
Deferred Maintenance Match (1:1)		1,000,000
<b>TOTAL – USC Upstate</b>	<b>\$ 1,444,982</b>	<b>\$ 6,500,000</b>



# USC UPSTATE FY2021 STATE BUDGET REQUEST

## Recurring Appropriations

### Access and Affordability for In-State Students: Tuition Mitigation Funding - \$934,982

- ❑ Request of \$934,982 covers only a portion of the operating increases for anticipated inflationary costs and mandated increases such as pension, health insurance, and cost of living adjustments, but would help mitigate future tuition increases.

### Program Expansion for High-Demand, High-Tech Programs - \$510,000

- ❑ The funds will be allocated to the Johnson College of Business and Economics, which houses the Center for Business Analytics and its accompanying lab, and the College of Science and Technology, the home of the proposed Cybersecurity program and lab. The center provides students with high-demand analytical skills and training while creating opportunities for industry partnerships.

# USC UPSTATE

# FY2021 STATE BUDGET REQUEST

## Non-Recurring Appropriations

### Smith Science Building Renovation & Addition - \$5,000,000

- Complete the construction of a new addition adjacent to the existing science building and renovate existing space to increase research/teaching lab space and add classrooms.
- Additional teaching laboratory space is needed in order to accommodate increasing numbers of students taking courses in the Division of Natural Sciences and Engineering.

### Deferred Maintenance Match (1:1) -\$1,000,000

- Maintenance is a required cost for ensuring appropriate learning environments and maintaining state assets. USC proposes a 1:1 match whereby USC Upstate would use funds to address a variety of deferred or appropriate critical repair and related maintenance, and address any other critical equipment, and systems repair. Funds would be targeted for critical life and safety maintenance issues and those that ensure educational mission.

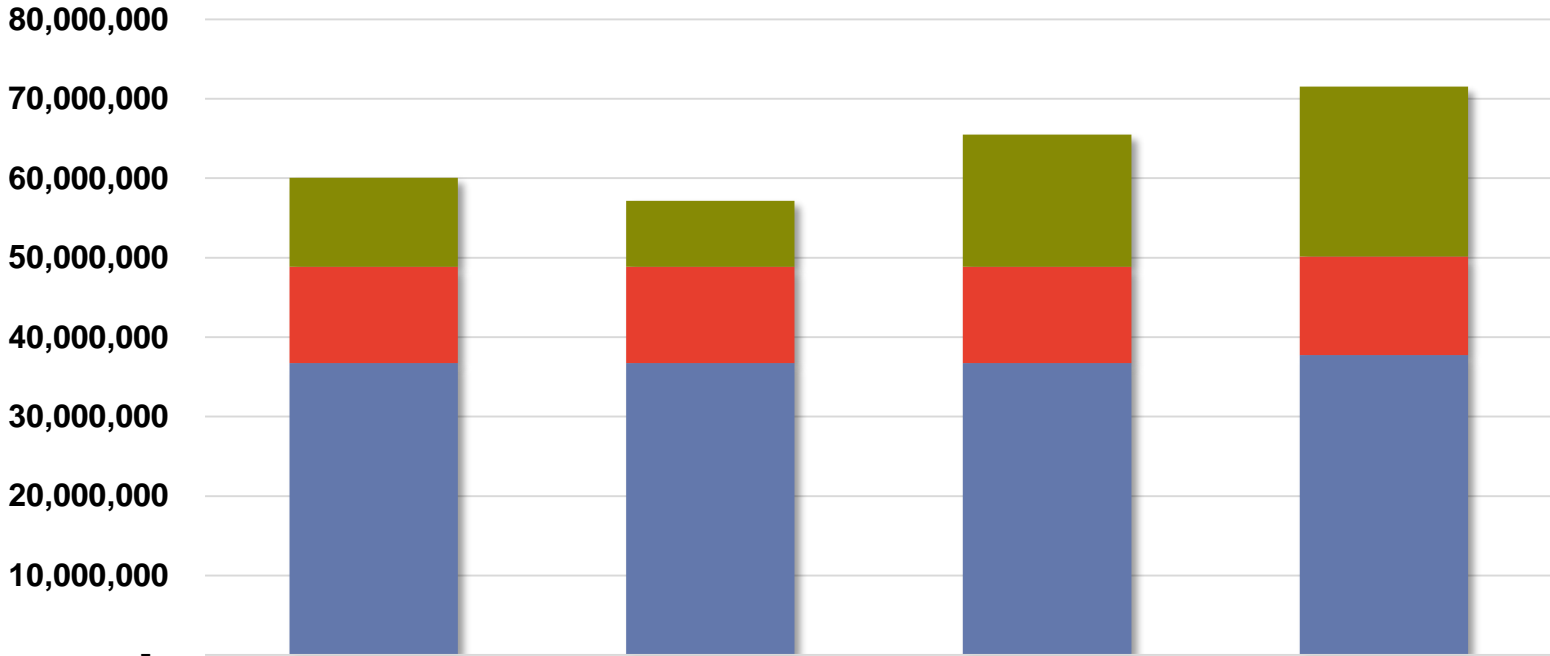


UNIVERSITY OF  
**South Carolina**  
PALMETTO COLLEGE



**Uof SC** South Carolina

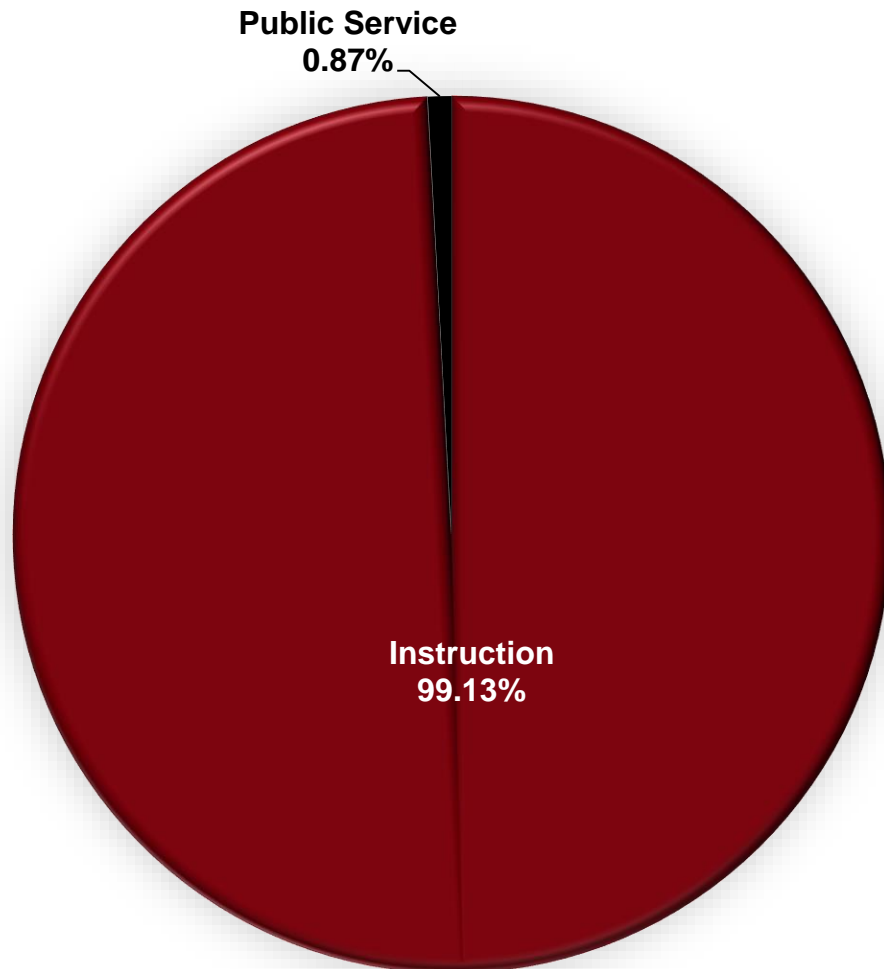
# USC PALMETTO COLLEGE STATE BUDGET HISTORY



	FY2017	FY2018	FY2019	FY2020
<b>Total State Funds</b>	\$ 11,223,233	\$ 8,303,176	\$ 16,636,558	\$ 21,409,283
State Recurring	7,873,233	8,303,176	9,186,558	11,536,965
State Non-Recurring*	3,350,000	-	7,450,000	9,872,318
<b>Federal Funds</b>	12,105,157	12,105,157	12,105,157	12,405,157
<b>Other Funds</b>	36,738,759	36,738,759	36,738,759	37,738,759
<b>Total Funds</b>	<b>\$ 60,067,149</b>	<b>\$ 57,147,092</b>	<b>\$ 65,480,474</b>	<b>\$ 71,553,199</b>

\*State Non-Recurring includes one-time bonus appropriation

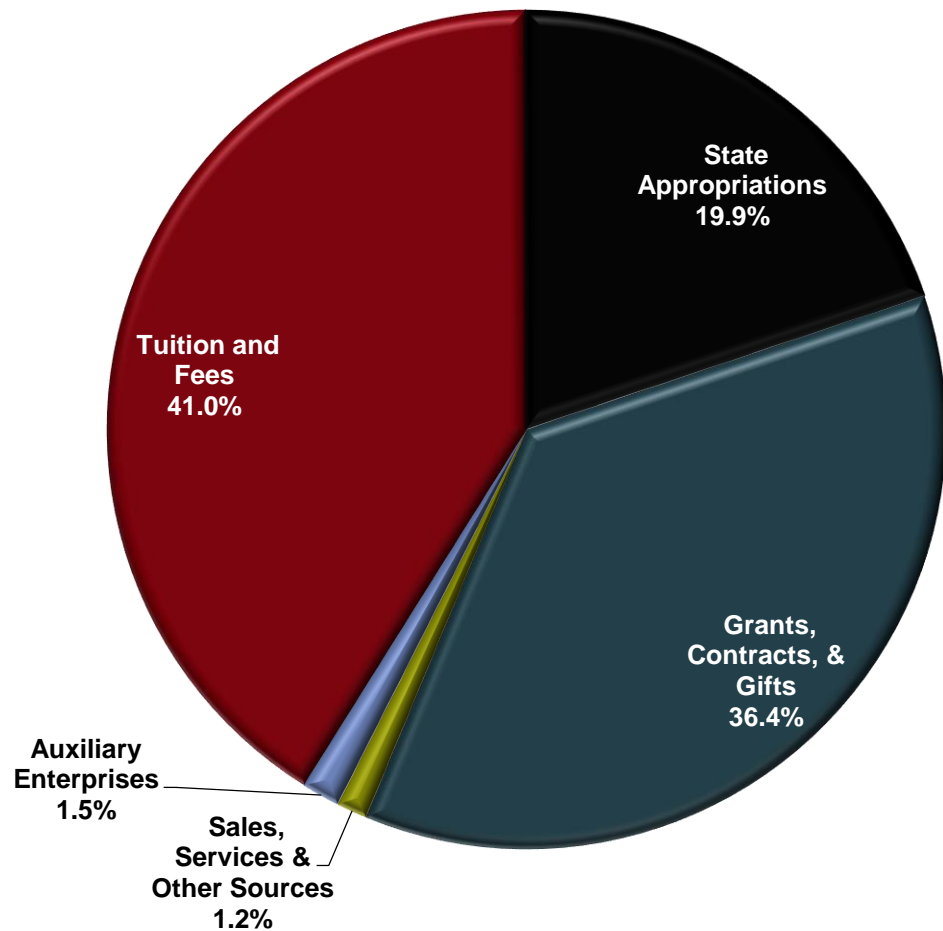
# USC PALMETTO COLLEGE FY2019 STATE APPROPRIATION DETAIL



Includes one-time bonus appropriation

USC Palmetto College FY2020 State Appropriations	
Classified Positions	\$ 722,162
Unclassified Positions	8,652,850
Fringe Benefits	2,087,311
Salkehatchie Leadership Institute	100,460
<b>Total Palmetto College</b>	<b><u>\$ 11,562,783</u></b>

# USC PALMETTO COLLEGE TOTAL CURRENT FUNDS



## USC Palmetto College Budget FY 2019-2020 Revenues

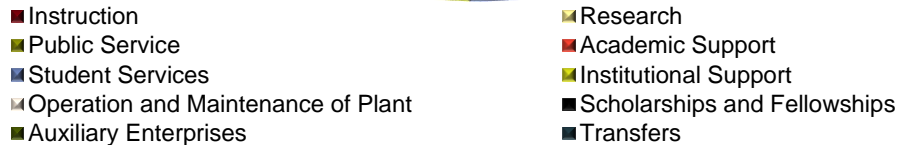
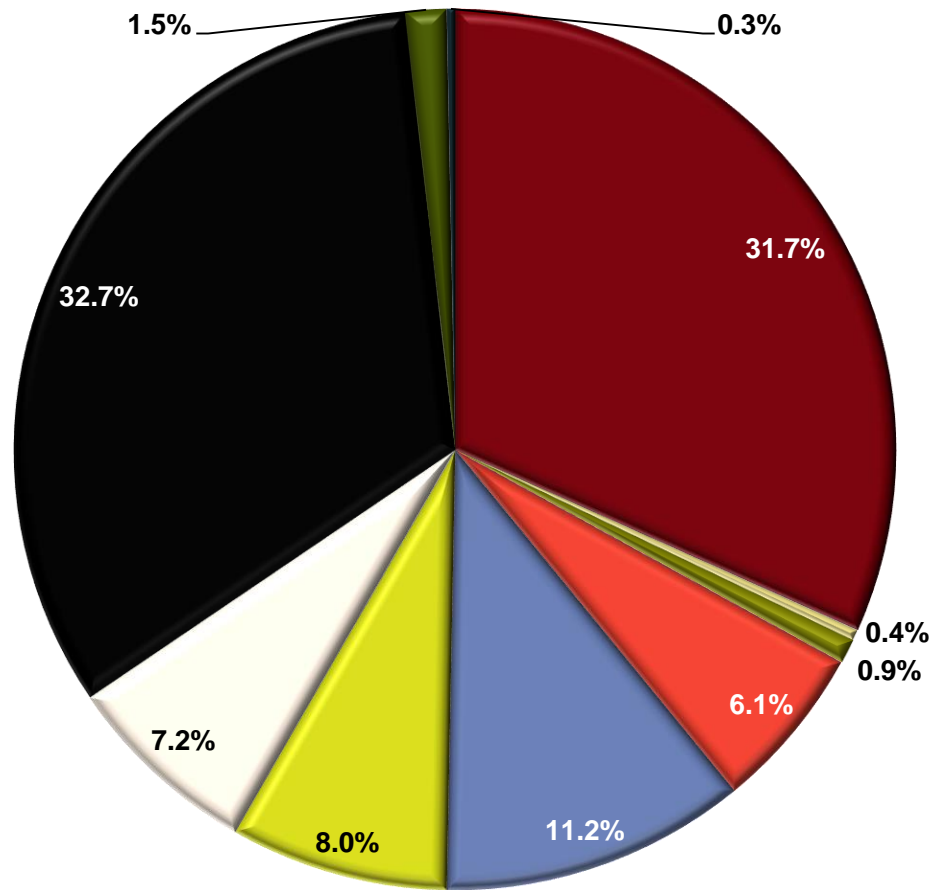
### Unrestricted Funds

E & G	\$ 37,705,472
Auxiliaries	842,548
<b>Unrestricted Total</b>	<b>\$ 38,548,020</b>

### Restricted Funds

E & G	\$ 19,017,808
Auxiliaries	-
<b>Restricted Total</b>	<b>19,017,808</b>
Contribution to Fund Balance	(1,087,351)
<b>TOTAL SOURCES</b>	<b>\$ 56,478,477</b>

# USC PALMETTO COLLEGE TOTAL CURRENT FUNDS

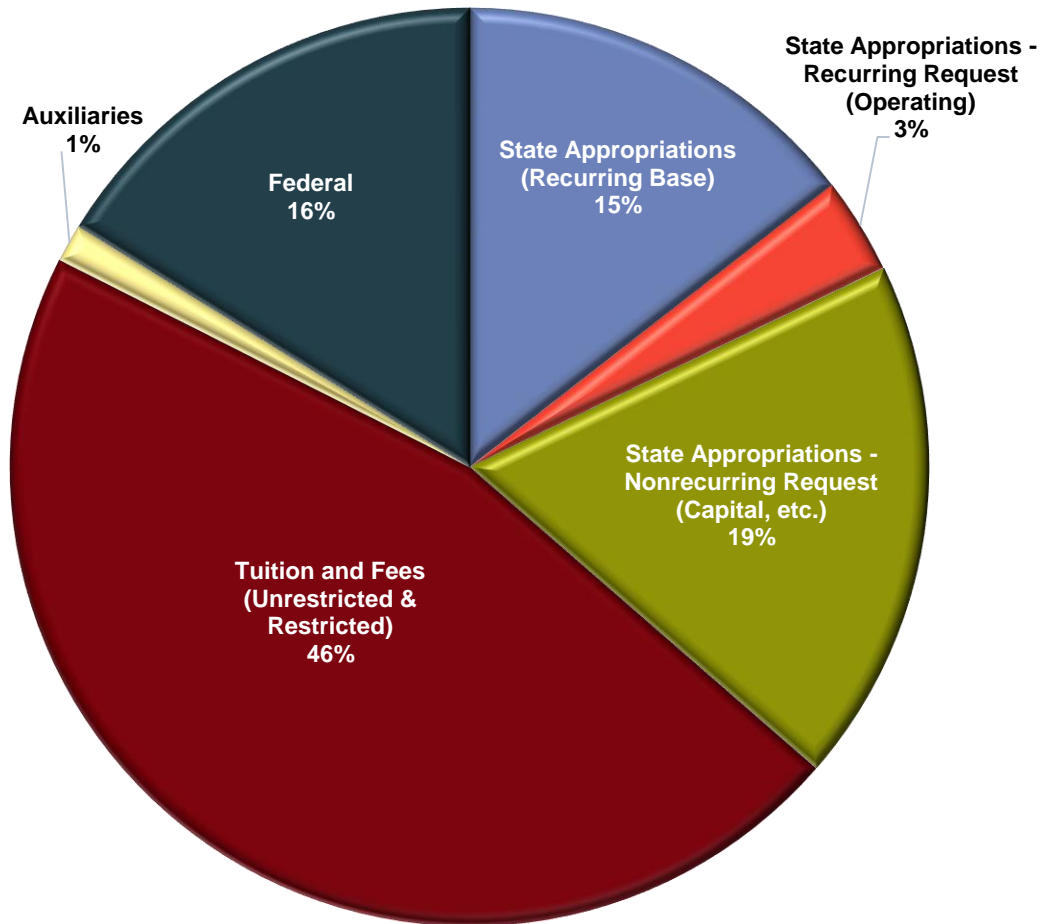


## USC Palmetto College Budget FY2019-2020 Expenditures

Instruction	\$ 17,908,572
Research	223,283
Public Service	504,378
Academic Support	3,438,753
Student Services	6,319,386
Institutional Support	4,518,500
Operation and Maintenance of Plant	4,092,058
Scholarships and Fellowships	18,455,045
Auxiliary Enterprises	824,917
Transfers	193,585
<b>TOTAL EXPENDITURES</b>	<b>\$ 56,478,475</b>



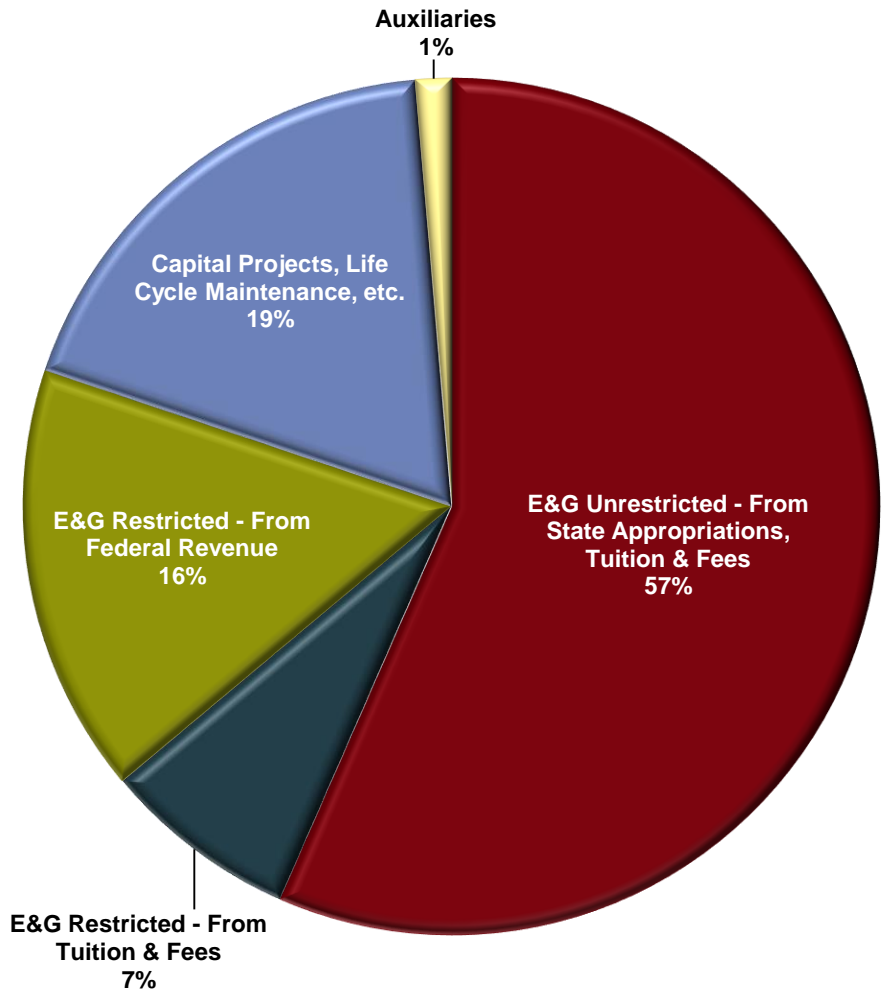
# USC PALMETTO COLLEGE ESTIMATED FY2021 REVENUES



USC Palmetto College Budget	
Revenues	FY 20-21
State Appropriations (Recurring Base)	\$ 11,536,965
State Appropriations - Recurring Request (Operating)	2,696,718
State Appropriations - Nonrecurring Request (Capital, etc.)	14,738,000
Tuition and Fees (Unrestricted & Restricted)	36,670,719
Auxiliaries	1,068,040
Federal	12,905,157
<b>Total</b>	<b>\$ 79,615,599</b>



# USC PALMETTO COLLEGE ESTIMATED FY2021 EXPENSES



## USC Palmetto College Budget

Expenditures		FY 20-21
E&G Unrestricted - From State Appropriations, Tuition & Fees	\$	45,037,087
E&G Restricted - From Tuition & Fees		5,867,315
E&G Restricted - From Federal Revenue		12,905,157
Capital Projects, Life Cycle Maintenance, etc.		14,738,000
Auxiliaries		1,068,040
<b>Total</b>	<b>\$</b>	<b>79,615,599</b>

# USC PALMETTO COLLEGE FY2021 STATE BUDGET REQUEST

Request	Recurring	Capital/ Non-Recurring
<b>USC Palmetto College</b>		
Access and Affordability for In-State Students Tuition Mitigation Funding	\$ 692,218	
USC Sumter – Student Recruiting, Retention, and Graduation Center	970,000	
USC Sumter – Nursing, Engineering, Education and Applied Computer Science Programs	1,034,500	
USC Sumter Federal Funds Authorization	500,000	
USC Salkehatchie and USC Lancaster – Campus Safety		\$ 550,000
Facility Renovations and Upgrades		7,750,000
Deferred Maintenance		6,438,000
<b>TOTAL – USC Palmetto College</b>	<b>\$ 3,196,718</b>	<b>\$ 14,738,000</b>

# USC PALMETTO COLLEGE FY2021 STATE BUDGET REQUEST

## Recurring Appropriations

### Access and Affordability for In-State Students: Tuition Mitigation Funding - \$692,218

- ❑ Allocations per campus are: USC Lancaster - \$214,196, USC Salkehatchie - \$148,749, USC Sumter - \$235,099, and USC Union - \$94,174. Requests cover only a portion of the operating increases for anticipated inflationary costs and mandated increases such as pension, health insurance, and cost of living adjustments, but would help mitigate future tuition increases.

### USC Sumter - Student Recruiting, Retention, and Graduation Center - \$970,000

- ❑ The Student Recruiting, Retention, and Graduation Center will enhance retention and graduation rates by assisting students with STEM coursework and writing, which have been identified by employers as critical needs.

### USC Sumter – Nursing, Engineering, Education and Applied Computer Science Programs - \$1,034,500

- ❑ Request will allow USC Sumter to offer four new academic programs: B.S. in Nursing; B.A. in Early Childhood Education and B.A. in Elementary Education; a B.S. degree in Industrial Process Engineering program, and a B.S. degree in Applied Computer Science. The programs will be offered in partnership with USC Aiken.

### USC Salkehatchie and USC Lancaster – Campus Safety - \$550,000

- ❑ This effort will help Palmetto College campuses bolster emergency planning efforts and develop a comprehensive Emergency Operations Plan. USC Salkehatchie - \$300,000, USC Lancaster - \$250,000.

# USC PALMETTO COLLEGE FY2021 STATE BUDGET REQUEST

## Federal & Other Funds Authorization

### Federal Funds Authorization USC Sumter - \$500,000

- Enrollment is currently tracking for 23.49% growth in FY20. Continued enrollment growth has increased the need for Federal Student Financial aid.
- Federal expenditures have increased 8.5% over the last 5 years.
- Slight increase in Federal Research dollars.

# USC PALMETTO COLLEGE FY2021 STATE BUDGET REQUEST

## Non-Recurring Appropriations

### Palmetto College Campus Facility Renovations and Upgrades (CPIP) - \$7,750,000

- ❑ **USC Sumter - \$7,000,000** – The USC Sumter Fire Ants athletics teams have expanded in recent years and it has outgrown the current athletic facilities both for practice and competition. The indoor basketball court is unsafe for competitive basketball. This project will replace the current facilities with an updated facility that will meet the current needs and allow programs to expand.
- ❑ **USC Sumter - \$750,000** – The USC Sumter Fire Ants Softball team has expanded in recent years and the team does not have a competition quality playing field. The practice field is inadequate and unsafe. This project will replace the current practice field.

### Deferred Maintenance - \$6,438,000

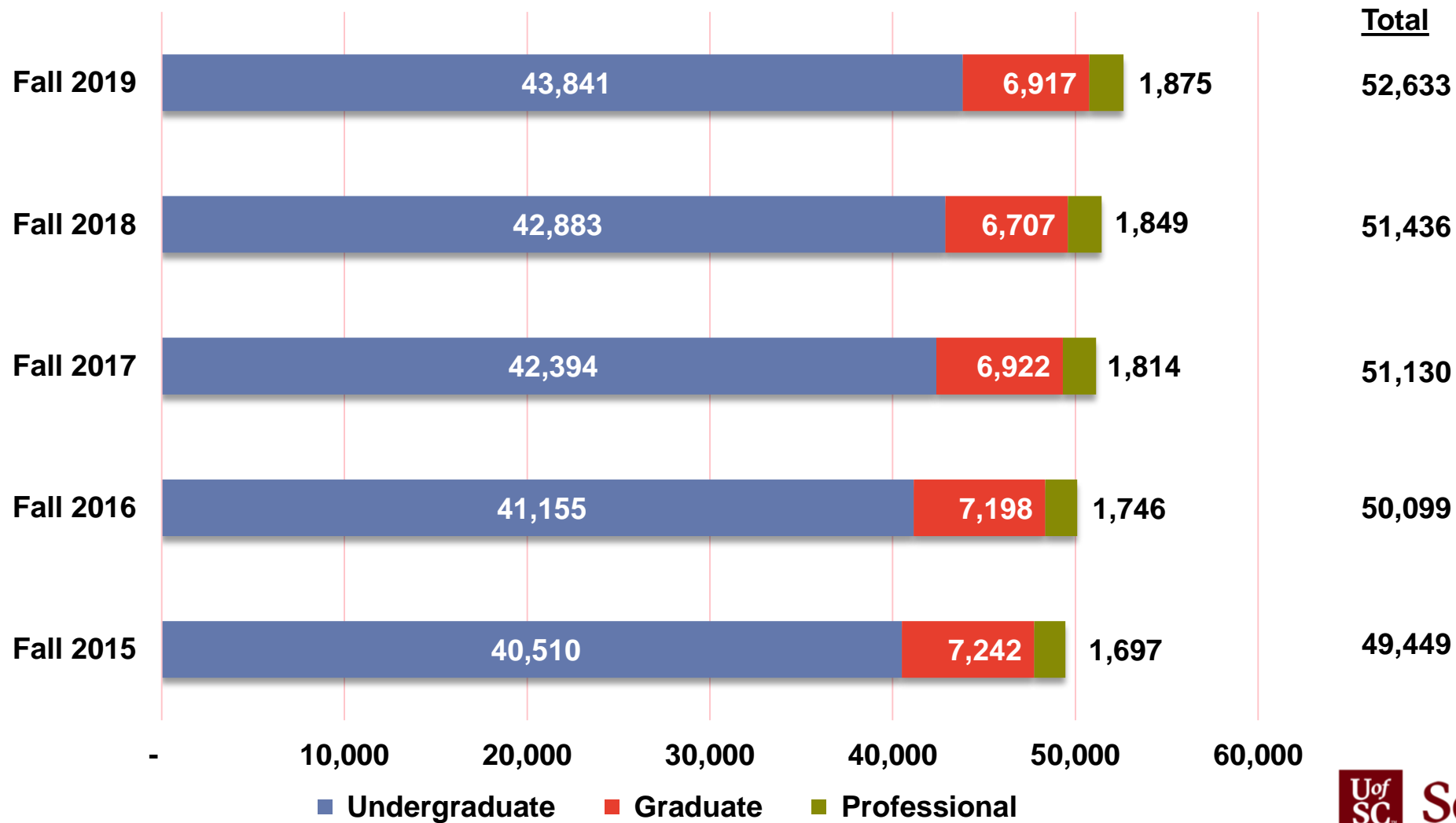
- ❑ **USC Lancaster - \$2,350,000** – Renovations for Bradley Building, Dowling Building, and Bradley and Gregory Wellness Center HVAC upgrades; Parking lot repaving; Athletic field upgrades; landscape improvements.
- ❑ **USC Salkehatchie - \$2,413,000** – Roof repairs and HVAC replacements at several academic building; repainting where warranted and demolition of certain buildings such as Faculty House, Art House, and Athletic Information buildings (Allendale).
- ❑ **USC Union - \$1,675,000** – renovations to admissions/financial aid center, Fine Arts Education Center, Central Building and campus-wide restroom updates for ADA compliance and modernization.



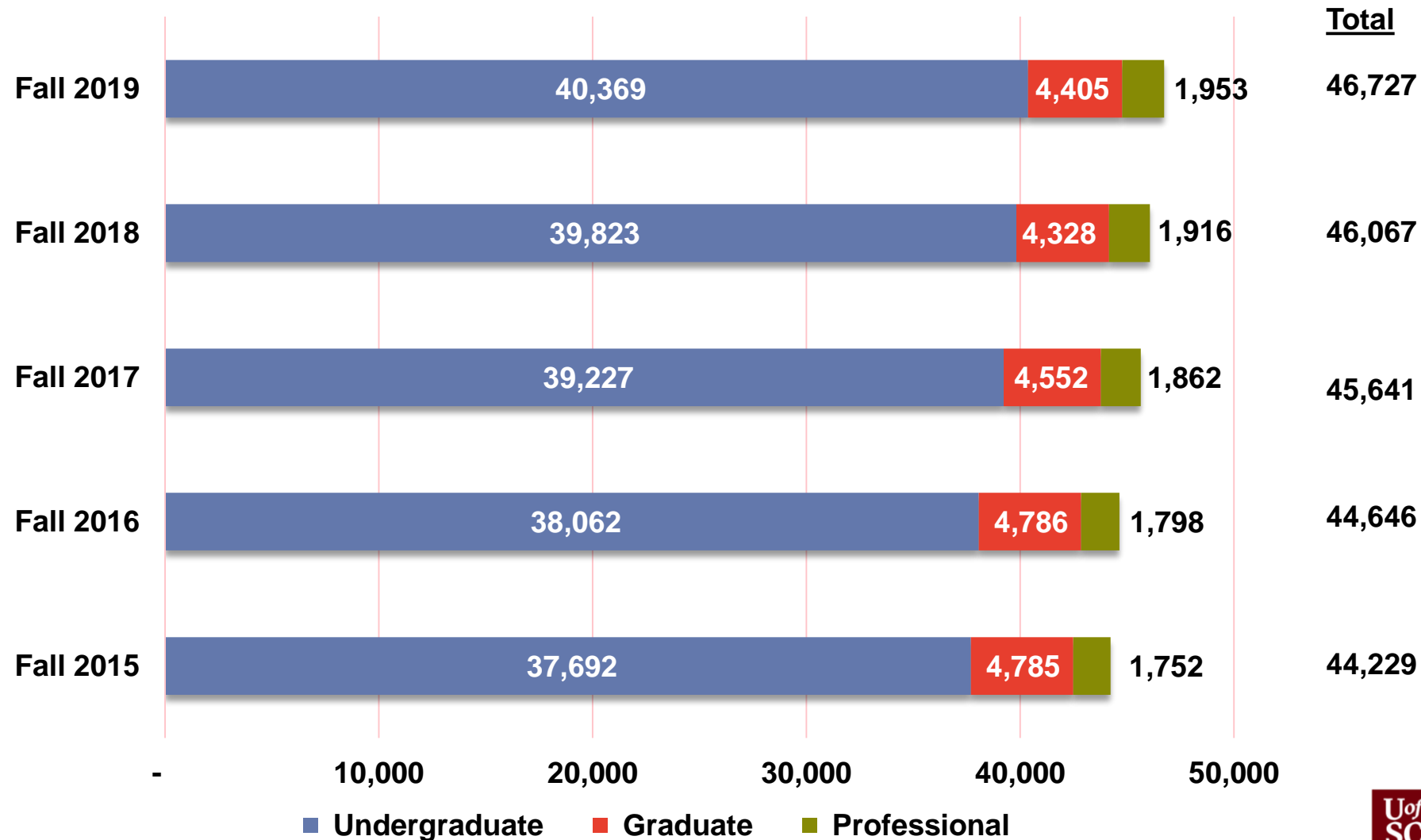
UNIVERSITY OF  
**South Carolina**

**APPENDIX**

# USC SYSTEM HEADCOUNT ENROLLMENT



# USC SYSTEM FTE ENROLLMENT





# USC SYSTEM COST FACTORS

## Compensation and Fringe Benefits

- 50% of USC total current funds operating expenses
- Increases include cost of living, health insurance, & retirement
- Academic labor market
- Increased faculty hiring to support increased enrollment
- Faculty startup costs

## Student Success Initiatives

- Advising
- Career Services
- Academic and supplemental instructional support
- Student resources – enrollment management, financial aid, registrar

## Inflationary Costs

- Utilities
- Libraries
- Goods & services

## Capital Planning

- Facilities routine maintenance
- Capital renewal
- Accommodating changing student needs

## Information technology

- Academic and Research computing
- Administrative computing

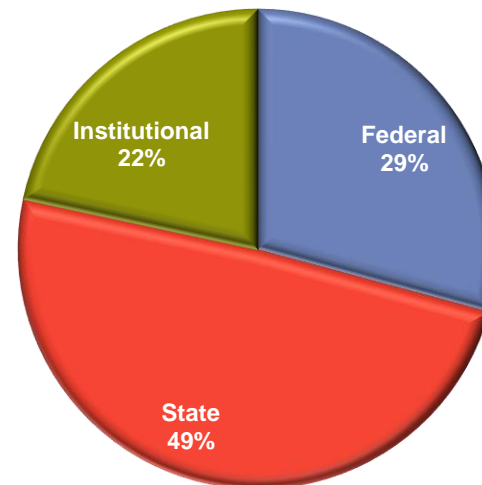
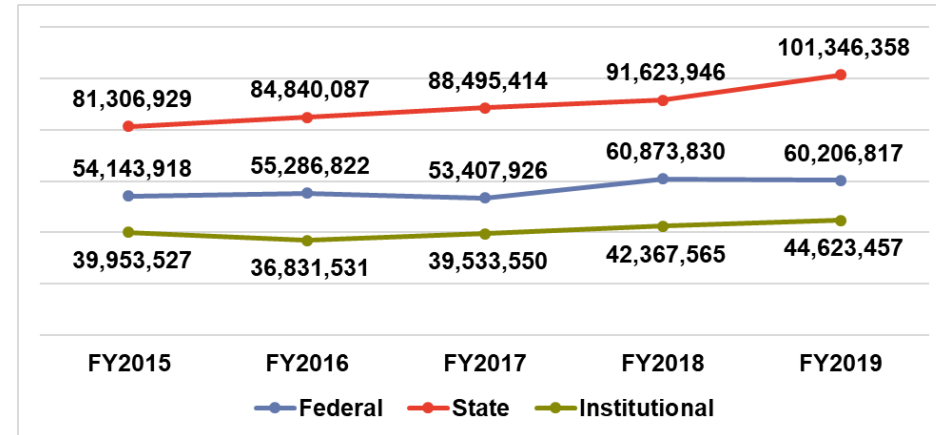
# USC SYSTEM FY2019 SCHOLARSHIPS AND GRANTS

Federal	# Students	FY2019
Pell Grant	12,371	\$ 57,681,219
SEOG Grant	2,391	2,342,454
Other (TEACH Grant)	52	183,144
<b>Federal Totals</b>	<b>14,814</b>	<b>\$ 60,206,817</b>

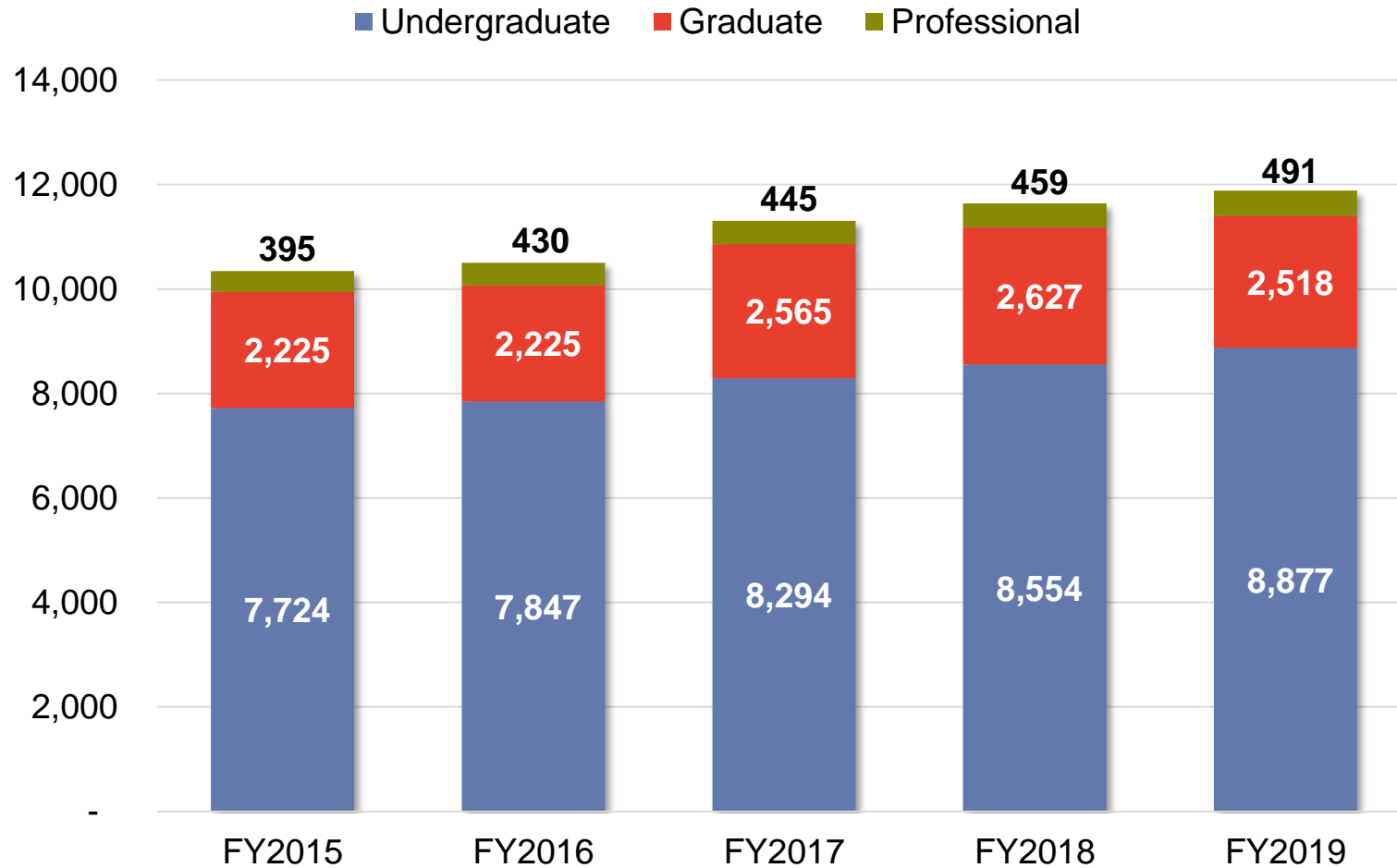
State	# Students	FY2019
LIFE Scholarship	11,077	\$ 57,559,587
LIFE Scholarship Enhancement	2,553	7,849,047
Palmetto Fellows Scholarship	2,348	18,651,397
Palmetto Fellows Scholarship Enhancement	981	2,644,399
HOPE Scholarship	763	2,014,053
SC Need Based Grant	3,937	7,434,041
National Guard Grant	119	505,940
SC Teaching Fellows	199	1,114,200
SC Lottery Tuition Assistance Program	3,333	3,573,694
<b>State Totals</b>	<b>25,310</b>	<b>\$ 101,346,358</b>

Institutional	# Students	FY2019
General University Scholarships	12,772	\$ 25,379,191
University Need Based Grants	901	3,182,150
Departmental Scholarships	3,733	6,318,057
Athletic Grants-in-Aid	888	9,744,059
<b>Institutional Totals</b>	<b>18,294</b>	<b>\$ 44,623,457</b>

<b>Total Scholarship and Grant Aid</b>	<b>\$ 206,176,632</b>
--	-----------------------



# USC SYSTEM DEGREES AWARDED



# USC SYSTEM BOND INDEBTEDNESS

Institution of Indebtedness	Amount Outstanding
<b><u>Columbia</u></b>	
State Institution Bonds - Columbia	\$ 135,141,000
State Institution Bonds - School of Medicine	2,245,000
Athletic Facilities Revenue Bonds	173,600,000
Revenue Bonds - Housing	122,915,000
Revenue Bonds - Parking	8,855,000
Revenue Bonds - Academic	53,755,000
	\$ 496,511,000
<b><u>Aiken Campus</u></b>	
State Institution Bonds	\$ 5,254,000
Revenue Bonds - Housing	17,720,000
	\$ 22,974,000
<b><u>Upstate Campus</u></b>	
State Institution Bonds	\$ 10,420,000
Revenue Bonds - Housing	25,395,000
Revenue Bonds - Bookstore	3,510,000
	\$ 39,325,000
<b><u>Beaufort Campus</u></b>	
State Institution Bonds	\$ 1,860,000
<b>Total outstanding as of June 30, 2019</b>	<b>\$ 560,670,000</b>



# USC SYSTEM EMPLOYEES

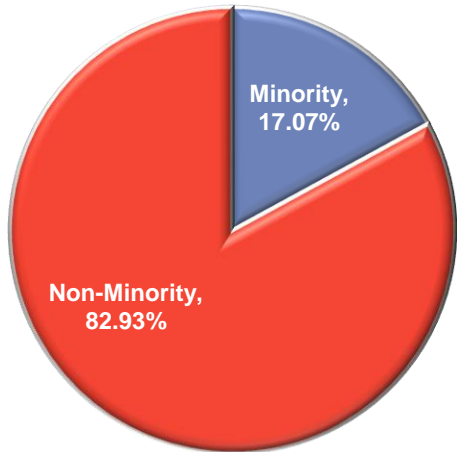
	Columbia & SOMs	Aiken	Beaufort	Upstate	Palmetto College	System Total
<b>Total Employees</b>	<b>15,981</b>	<b>1,035</b>	<b>563</b>	<b>1,528</b>	<b>752</b>	<b>19,859</b>
<b>Total Payroll</b>	<b>\$ 759,092,675</b>	<b>\$ 36,082,492</b>	<b>\$ 24,038,157</b>	<b>\$ 58,584,229</b>	<b>\$ 28,443,108</b>	<b>\$ 906,240,662</b>
<b>Full-Time Faculty</b>	1,888	181	112	280	149	2,610
<b>Part-Time Faculty</b>	679	133	54	207	139	1,212
<b>Faculty Subtotal</b>	<b>2,567</b>	<b>314</b>	<b>166</b>	<b>487</b>	<b>288</b>	<b>3,822</b>
<b>Full-Time Staff</b>	4,283	198	142	311	171	5,105
<b>Part-Time Staff</b>	1,362	83	33	168	92	1,738
<b>Staff Subtotal</b>	<b>5,645</b>	<b>281</b>	<b>175</b>	<b>479</b>	<b>263</b>	<b>6,843</b>
<b>Graduate Assistants</b>	2,704	21	-	6	-	2,731
<b>Regular Student Assistants</b>	4,632	367	200	515	106	5,820
<b>College Work Study</b>	433	52	22	41	95	643
<b>Student Employee Subtotal</b>	<b>7,769</b>	<b>440</b>	<b>222</b>	<b>562</b>	<b>201</b>	<b>9,194</b>
<b>Total</b>	<b>15,981</b>	<b>1,035</b>	<b>563</b>	<b>1,528</b>	<b>752</b>	<b>19,859</b>

# FY2020 USC SYSTEM EMPLOYEE FTE

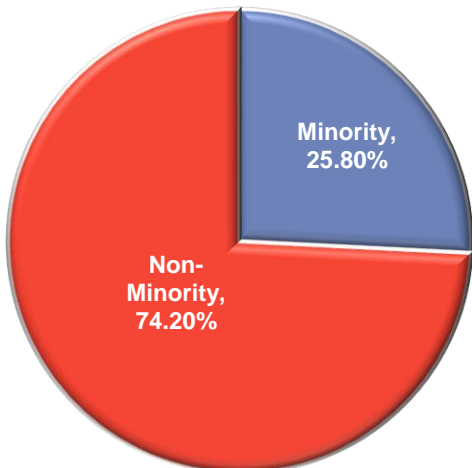
Type	State	Federal	Other	Total
<b>Columbia &amp; SOMs</b>				
Authorized	2,689.38	115.91	2,352.16	5,157.45
Filled	2,689.38	58.92	1,716.15	4,464.45
Vacant	-	56.99	636.01	693.00
<b>Aiken</b>				
Authorized	155.88	0.67	220.71	377.26
Filled	155.88	1.00	157.47	314.35
Vacant	-	(0.33)	63.24	62.91
<b>Beaufort</b>				
Authorized	51.49	0.25	194.10	245.84
Filled	51.49	0.50	158.64	210.63
Vacant	-	(0.25)	35.46	35.21
<b>Upstate</b>				
Authorized	184.82	2.07	329.11	516.00
Filled	184.82	0.19	302.05	487.05
Vacant	-	1.88	27.06	28.95
<b>Palmetto College</b>				
Authorized	94.90	1.46	173.32	269.68
Filled	94.90	-	119.58	214.48
Vacant	-	1.46	53.74	55.20
<b>USC System</b>				
Authorized	3,176.47	120.36	3,269.40	6,566.23
Filled	3,176.47	60.60	2,453.88	5,690.95
Vacant	-	59.76	815.52	875.28

# USC SYSTEM MINORITY OVERVIEW

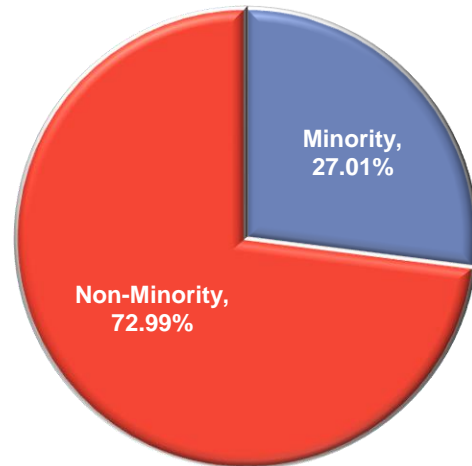
## ADMINISTRATION



## Employees



## FTEs



## ADMINISTRATION

Total Administration	82
Number Minority	14
% Minority	17.07%

## FTEs

Total FTEs	9,129
Number Minority	2,466
% Minority	27.01%

## EMPLOYEES

All Employees	13,067
Number Minority	3,371
% Minority	25.80%

# USC SYSTEM 4% FEE WAIVER

## I. Governing Legislation/USC System Policy

South Carolina Code of Laws: Section 59-101-620

USC System Policy: FINA 4.04

## II. Summary

Legislation/policy allows institutions of higher education to offer educational fee waivers of up to 4% of the undergraduate students or in an amount based on 4% of the prior year's tuition revenue.

## III. Purpose

The use of tuition awards is for the following purposes: to enable the campus to have a more direct influence of the diversity of the student body profile; to enroll academically talented students and students with special talents; and/or to meet student's financial need or to recognize student's contributions to the University.

## IV. Special Treatment for USC System Comprehensive and Regional Colleges

Recipients of the 4% fee waiver at Comprehensive Institutions may include non-resident students and high school concurrent students. The combination of tuition award plus waived fees may not be greater than the differential between tuition rates for residents and non-residents. No more than one-half of the 4% calculation may be awarded to non-resident students.

## V. Threshold Calculation (Equivalent Method - Per Policy FINA 4.04)



# USC SYSTEM ABATEMENTS

Abatements provide an avenue, through strategic leveraging of discount rates, to recruit and retain high caliber non-resident undergraduate students to the University of South Carolina.

The State of South Carolina requires or allows several abatements through state law.

## This includes

- Active Duty Military
- Certain Military Dependents
- Academic Common Market
- Sister-State
- International Agreements
- American Legion Scholars
- Reciprocal Exchanges

Students who receive institutional abatements possess academic, athletic, or musical talents to enhance the campus and community.

USC Columbia uses a tiered tuition structure for non-resident scholarship students with different discount rates. This has been intentionally developed over time to compete for high caliber students while maximizing net tuition revenue.

At USC Columbia, the non-resident student population subsidizes the cost of education for South Carolina residents.

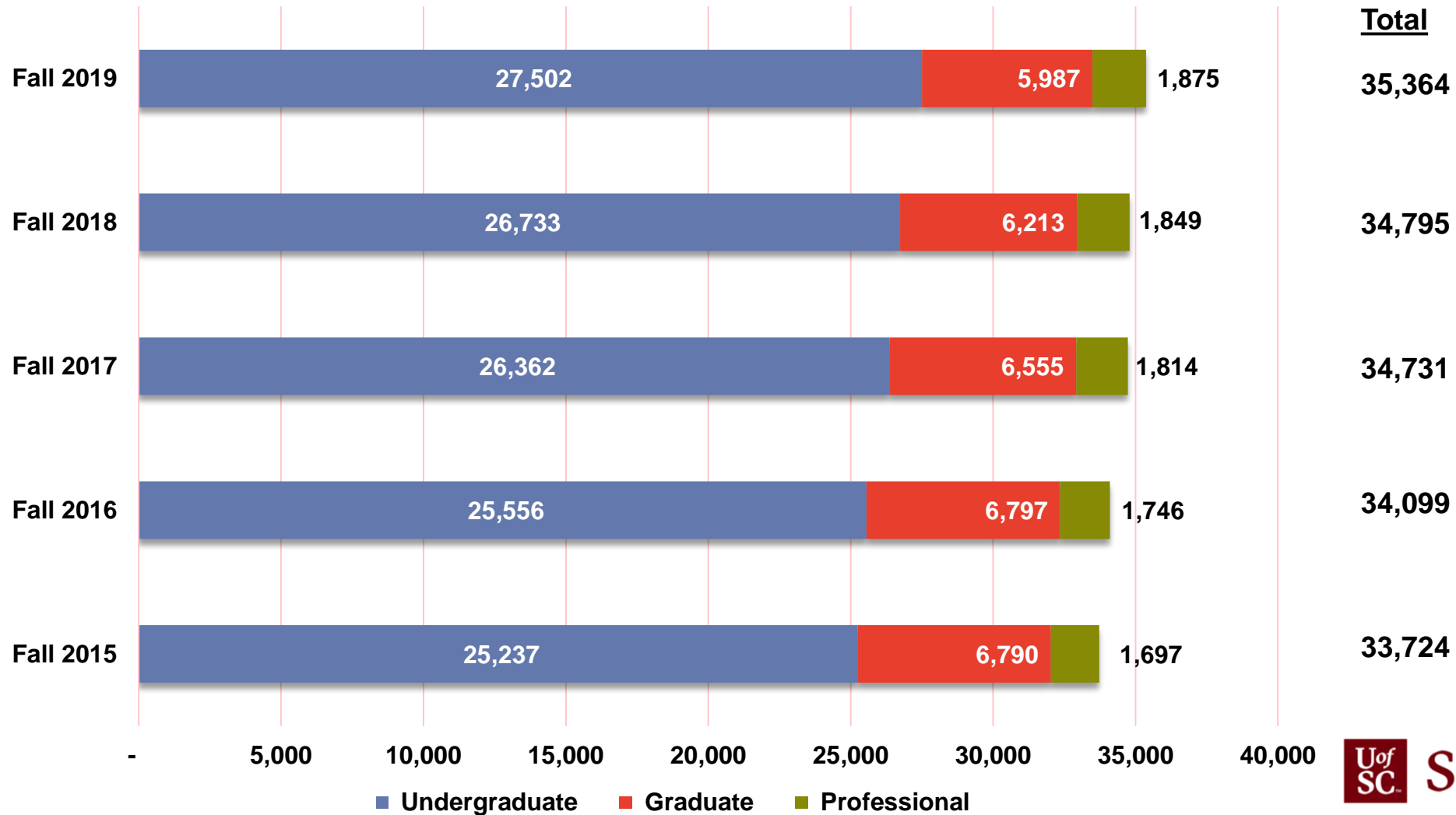
# USC SYSTEM

## 4% FEE WAIVER & ABATEMENTS

	FY2017			FY2018			FY2019		
Class	# Students	Non-Resident	Resident	# Students	Non-Resident	Resident	# Students	Non-Resident	Resident
<b>4% Fee Waivers</b>									
Freshmen	3,213	3,112	101	1,318	1,187	131	1,105	898	207
Sophomore	1,164	1,129	35	652	620	32	1,464	1,403	61
Junior	1,013	962	51	1,553	1,497	56	1,323	1,280	43
Senior	1,321	1,273	48	1,621	1,558	63	1,940	1,883	57
Other	69	69	-	63	63	-	51	49	2
<b>Total</b>	<b>6,780</b>	<b>6,545</b>	<b>235</b>	<b>5,207</b>	<b>4,925</b>	<b>282</b>	<b>5,883</b>	<b>5,513</b>	<b>370</b>
<b>Abatements - Full</b>									
Freshmen	1,333	55	1,278	1,411	2	1,409	1,005	1	1,004
Sophomore	1,146	49	1,097	1,131	1	1,130	1,257	-	1,257
Junior	981	48	933	1,012	-	1,012	1,194	1	1,193
Senior	1,284	53	1,231	1,268	1	1,267	1,717	4	1,713
Other	2,734	119	2,615	2,548	391	2,157	2,552	402	2,150
<b>Total</b>	<b>7,478</b>	<b>324</b>	<b>7,154</b>	<b>7,370</b>	<b>395</b>	<b>6,975</b>	<b>7,725</b>	<b>408</b>	<b>7,317</b>
<b>Abatements - Partial</b>									
Freshmen	1,072	42	1,030	948	-	948	768	-	768
Sophomore	607	23	584	653	-	653	603	-	603
Junior	502	24	478	537	-	537	589	-	589
Senior	618	32	586	657	-	657	825	-	825
Other	380	19	361	316	-	316	336	-	336
<b>Total</b>	<b>3,179</b>	<b>140</b>	<b>3,039</b>	<b>3,111</b>	<b>-</b>	<b>3,111</b>	<b>3,121</b>	<b>-</b>	<b>3,121</b>

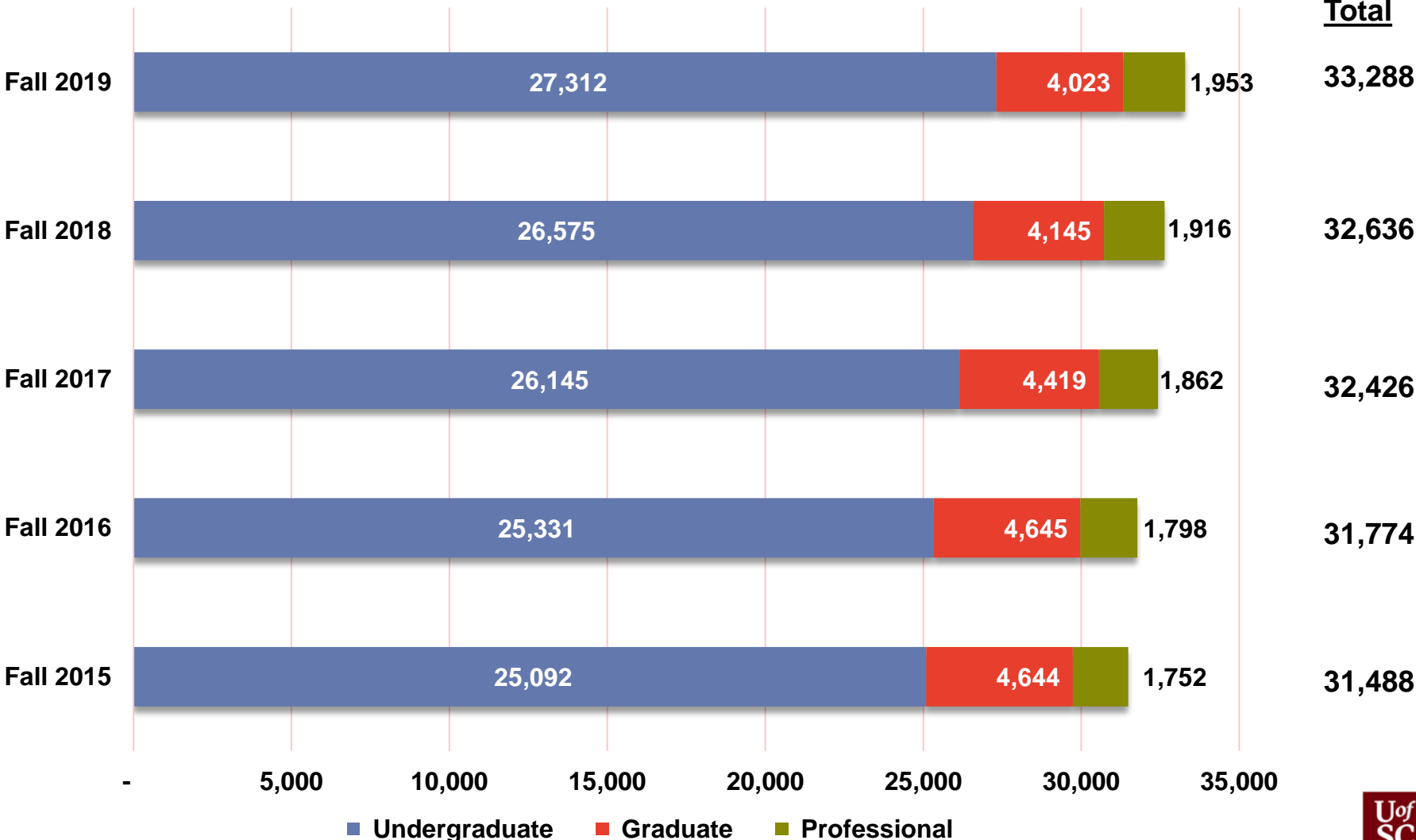


# USC COLUMBIA HEADCOUNT ENROLLMENT

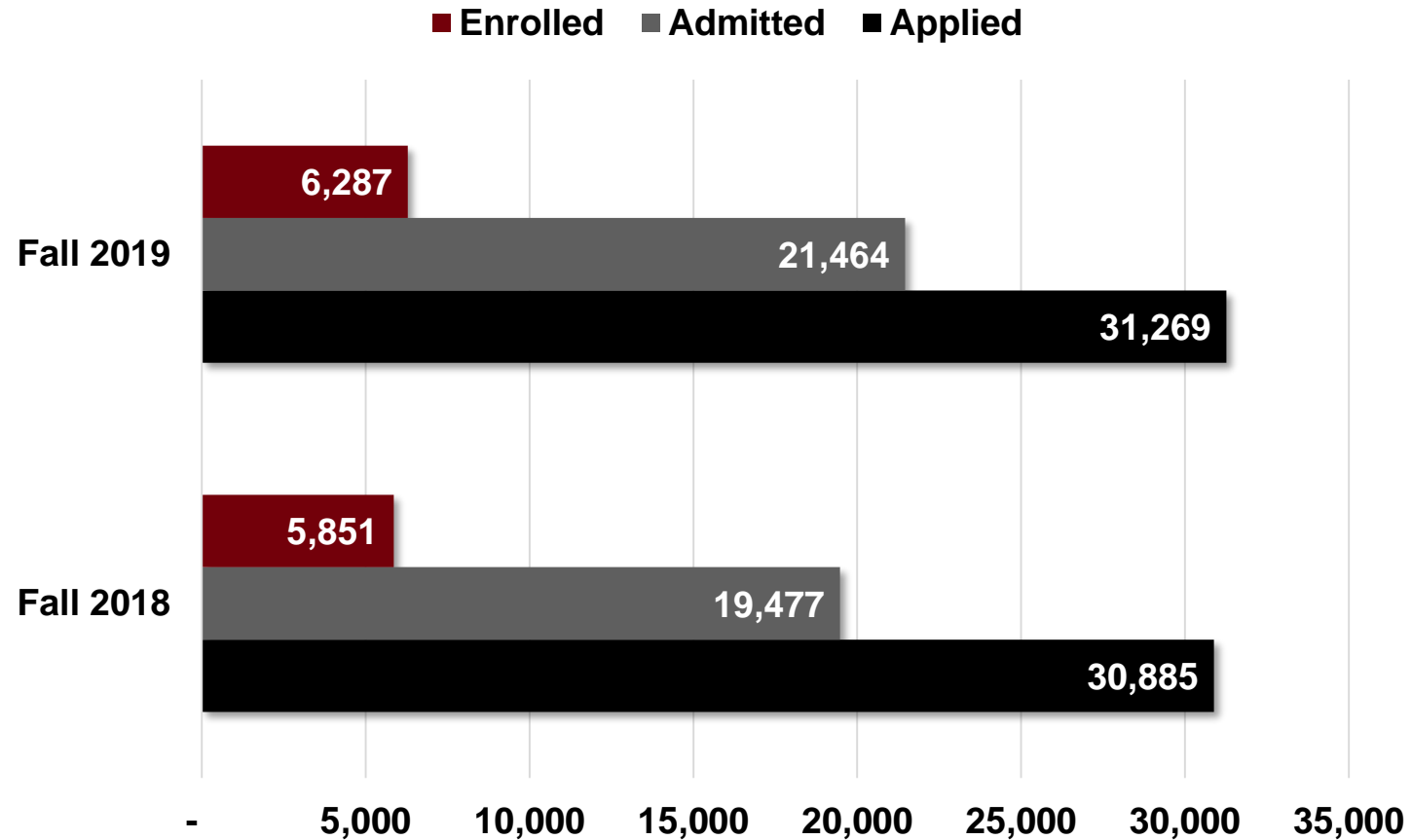




# USC COLUMBIA FTE ENROLLMENT

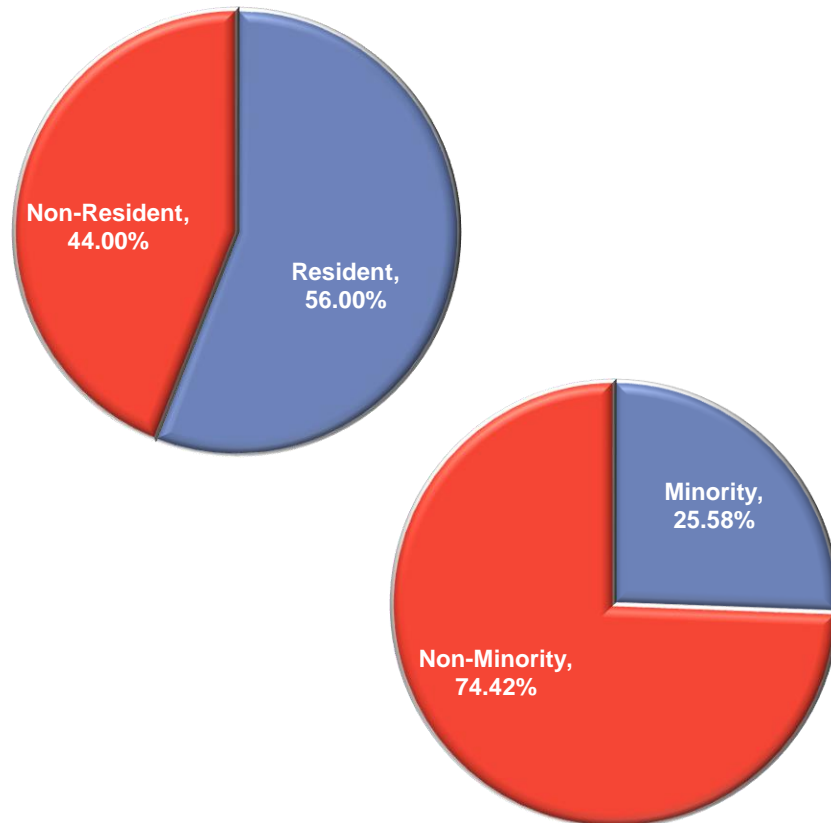


# USC COLUMBIA ENROLLMENT SUMMARY

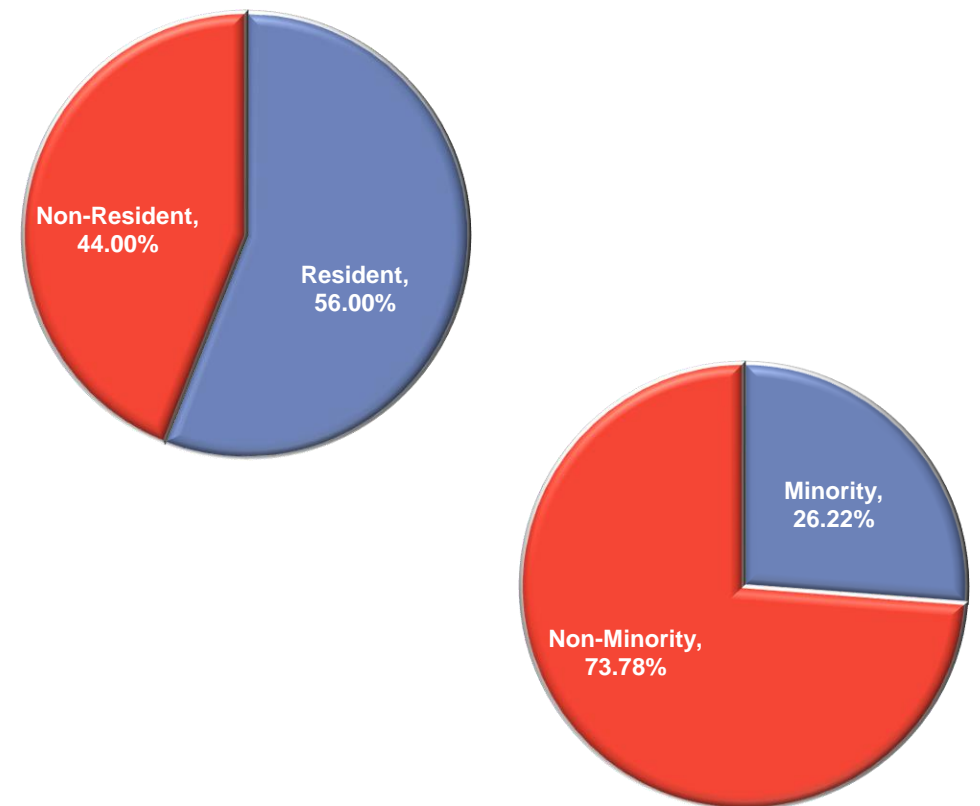


# USC COLUMBIA ENROLLMENT SUMMARY

Fall 2018

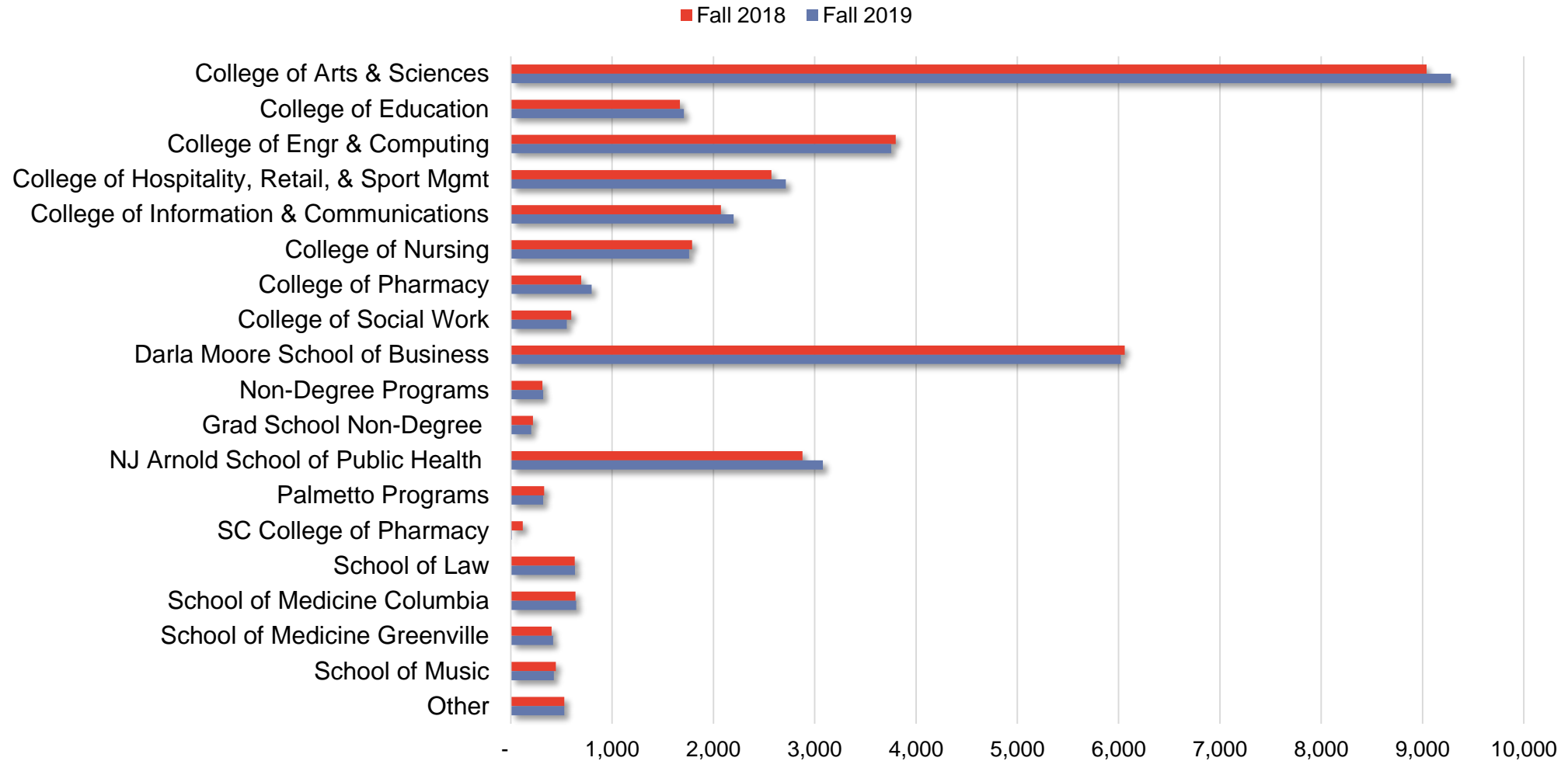


Fall 2019




Residency based on student's legal residency. Non-resident includes student with residency exceptions such as academic common market, military, veterans and their dependents, and reciprocity agreements.

# USC COLUMBIA ENROLLMENT BY COLLEGE



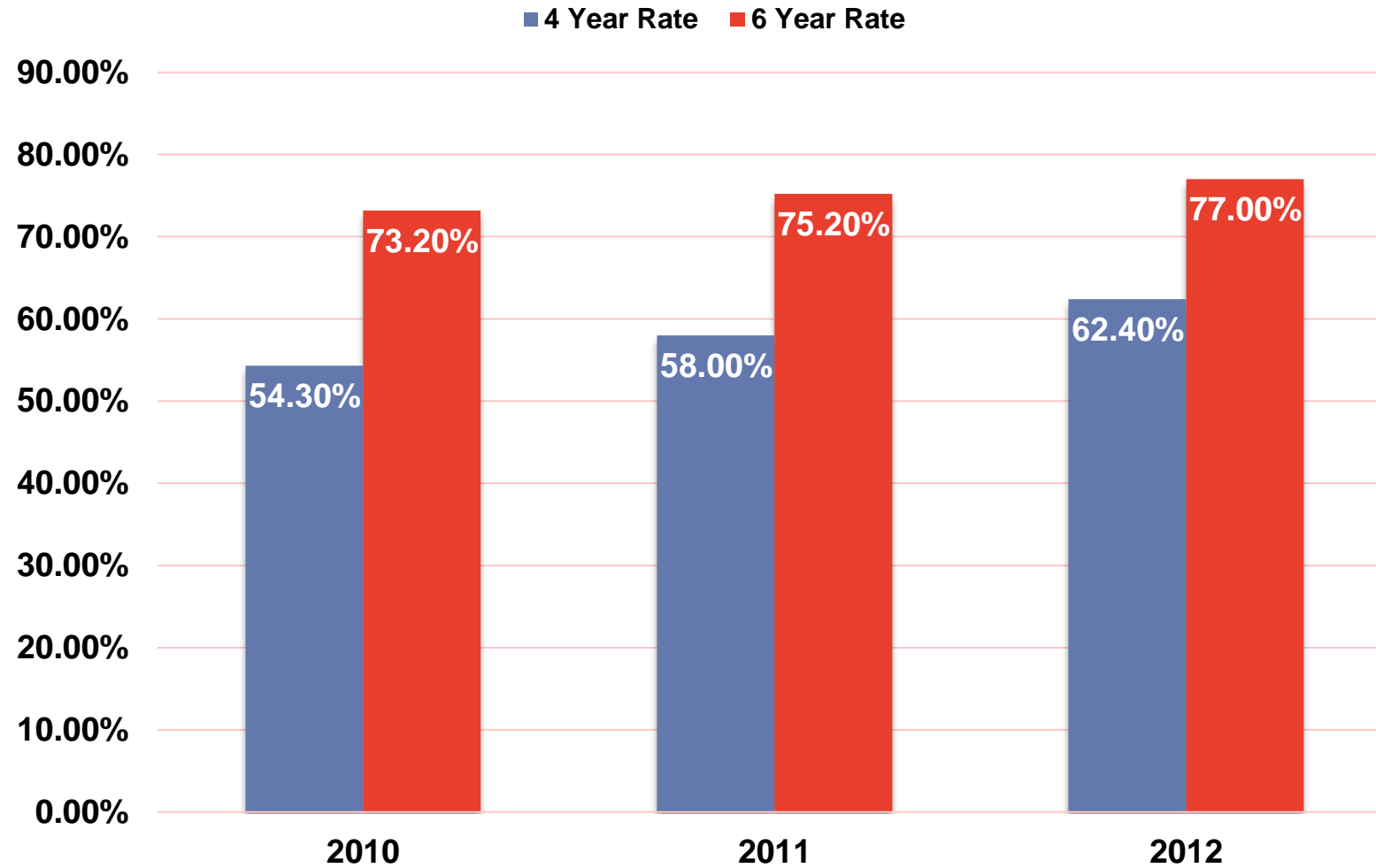


# USC COLUMBIA SUCCESS RATE

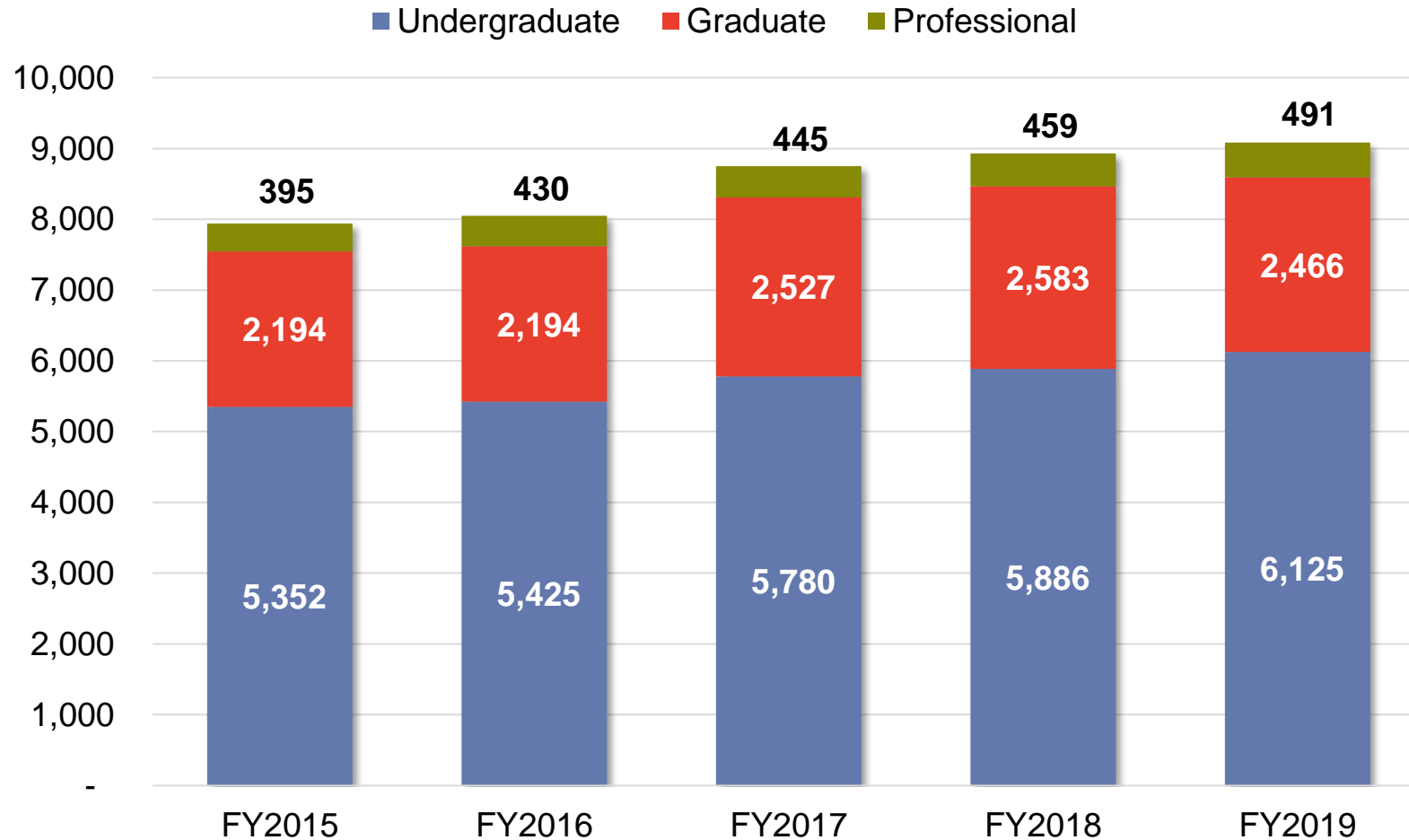


299,233 # of Alumni  
191,936 # of Alumni in SC

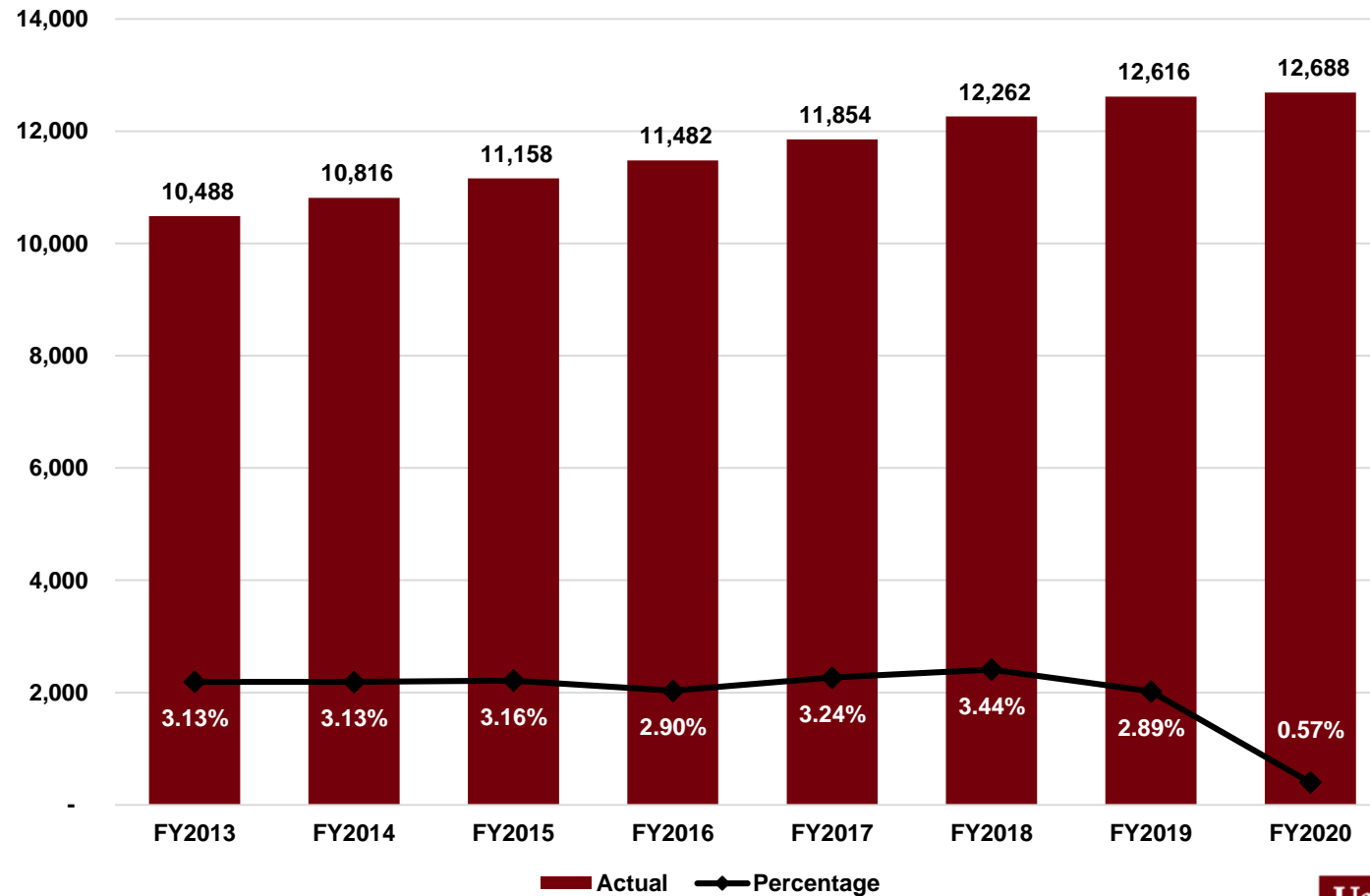
# USC COLUMBIA GRADUATION RATE



# USC COLUMBIA DEGREES AWARDED



# USC COLUMBIA IN-STATE UNDERGRADUATE TUITION & REQUIRED FEES



# USC COLUMBIA

## RESIDENT UNDERGRADUATE TUITION & FEES PER SEMESTER

	2018-2019	\$ Change	2019-2020
<b>Resident Undergraduate Tuition</b>			
Educational & General	\$ 5,226.50	\$ 36.00	\$ 5,262.50
Bond Debt Service	319.50	-	319.50
Renovation Reserve	40.00	-	40.00
Transportation Fee	28.00	-	28.00
Wellness Center	105.00	-	105.00
Student Activities	87.00	-	87.00
Student Health Center	190.00	-	190.00
Computer Fee	40.00	-	40.00
Student Union	15.00	-	15.00
Student Recreation	5.00	-	5.00
Athletics Activity	52.00	-	52.00
<b>Total Resident Undergraduate Tuition</b>	<b>\$ 6,108.00</b>	<b>\$ 36.00</b>	<b>\$ 6,144.00</b>
Technology Fee	200.00	-	200.00
<b>Total Required Tuition and Fees</b>	<b>\$ 6,308.00</b>	<b>\$ 36.00</b>	<b>\$ 6,344.00</b>

# USC COLUMBIA

## NON-RESIDENT UNDERGRADUATE TUITION & FEES PER SEMESTER

	2018-2019	\$ Change	2019-2020
<b>Non-Resident Undergraduate Tuition</b>			
Educational & General	\$ 15,071.50	\$ 315.00	\$ 15,386.50
Bond Debt Service	815.50	-	815.50
Renovation Reserve	40.00	-	40.00
Transportation Fee	28.00	-	28.00
Wellness Center	105.00	-	105.00
Student Activities	87.00	-	87.00
Student Health Center	190.00	-	190.00
Computer Fee	40.00	-	40.00
Student Union	15.00	-	15.00
Student Recreation	5.00	-	5.00
Athletics Activity	52.00	-	52.00
Total Resident Undergraduate Tuition	\$ 16,449.00	\$ 315.00	\$ 16,764.00
Technology Fee	200.00	-	200.00
<b>Total Required Tuition and Fees</b>	<b>\$ 16,649.00</b>	<b>\$ 315.00</b>	<b>\$ 16,964.00</b>

# USC COLUMBIA

## REQUIRED TUITION & FEES PER SEMESTER FOR FULL-TIME STUDENTS

	2018-2019	\$ Change	2019-2020
<b>Columbia</b>			
<b>Undergraduate</b>			
Resident	\$ 6,308.00	\$ 36.00	\$ 6,344.00
Non-Resident	16,649.00	315.00	16,964.00
<b>Graduate</b>			
Resident	7,025.00	42.00	7,067.00
Non-Resident	14,798.00	282.00	15,080.00
<b>Law</b>			
Resident	13,304.00	(2,568.00)	10,736.00
Non-Resident	25,751.00	489.00	26,240.00
<b>Medical School - Columbia and Greenville Campuses</b>			
Resident	\$ 21,342.00	\$ 402.00	\$ 21,744.00
Non-Resident	43,875.00	-	43,875.00

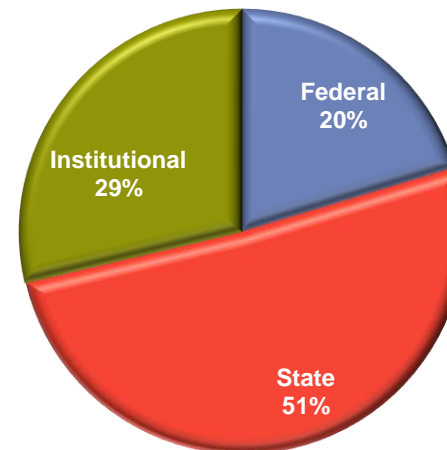
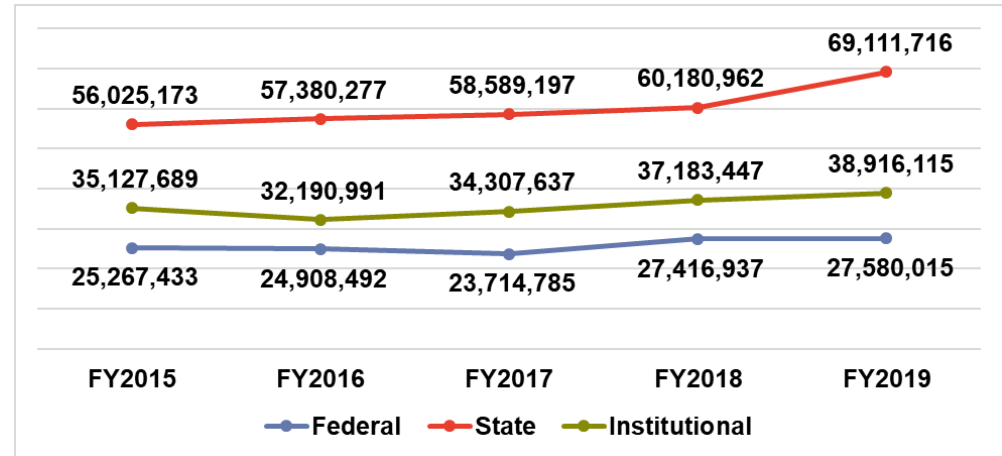
# USC COLUMBIA FY2019 SCHOLARSHIPS AND GRANTS

Federal	# Students	FY2019
Pell Grant	5,589	\$ 25,955,474
SEOG Grant	850	1,581,553
Other (TEACH Grant)	13	42,988
<b>Federal Totals</b>	<b>6,452</b>	<b>\$ 27,580,015</b>

State	# Students	FY2019
LIFE Scholarship	7,340	\$ 39,931,547
LIFE Scholarship Enhancement	1,884	4,566,547
Palmetto Fellows Scholarship	2,168	17,402,684
Palmetto Fellows Scholarship Enhancement	895	2,170,649
HOPE Scholarship	112	291,200
SC Need Based Grant	2,051	3,742,337
National Guard Grant	62	268,602
SC Teaching Fellows	131	738,150
<b>State Totals</b>	<b>14,643</b>	<b>\$ 69,111,716</b>

Institutional	# Students	FY2019
General University Scholarships	10,405	\$ 21,394,580
University Need Based Grants	901	3,182,150
Departmental Scholarships	3,733	6,318,057
Athletic Grants-in-Aid	518	8,021,328
<b>Institutional Totals</b>	<b>15,557</b>	<b>\$ 38,916,115</b>

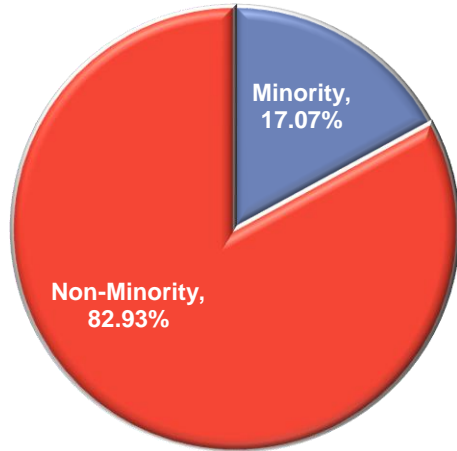
<b>Total Scholarship and Grant Aid</b>	<b>\$ 135,607,846</b>
--	-----------------------



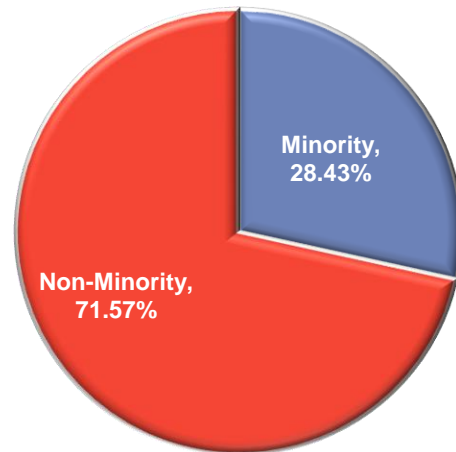


# USC COLUMBIA MINORITY OVERVIEW

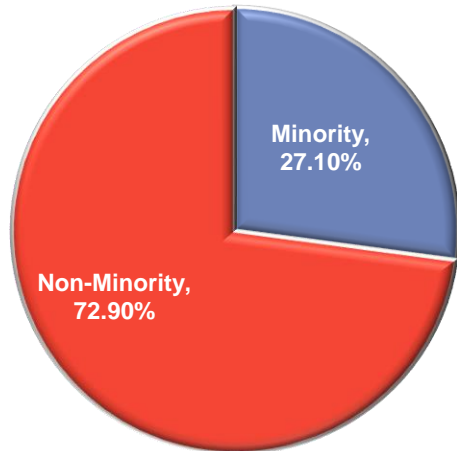
## Administration



## FTEs



## Employees



### ADMINISTRATION

Total Administration	41
Number Minority	7
% Minority	17.07%

### FTEs

Total FTEs	7,331
Number Minority	2,084
% Minority	28.43%

### EMPLOYEES

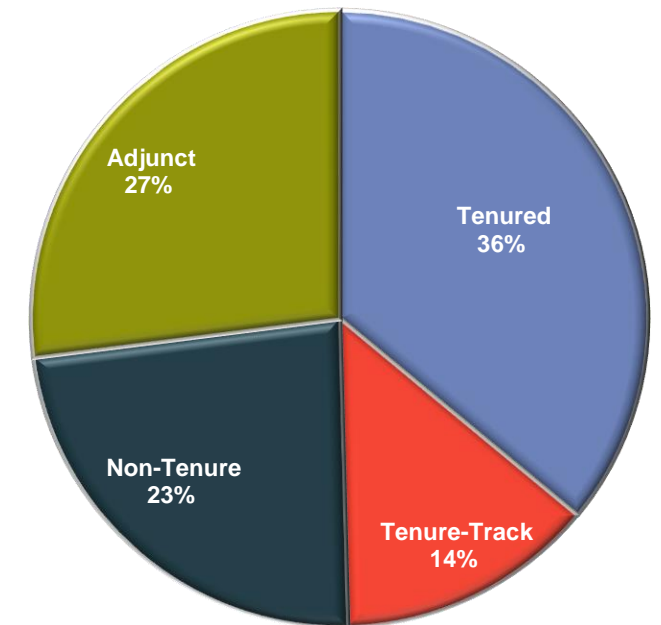
All Employees	10,552
Number Minority	2,860
% Minority	27.10%

# USC COLUMBIA FACULTY-STUDENT RATIO

College	Ratio
Arnold School of Public Health	1:20
College of Arts & Sciences	1:14
College of Education	1:09
College of Engr & Computing	1:24
College of Hospitality, Retail, & Sport Mgmt	1:42
College of Information & Communications	1:29
College of Nursing	1:19
College of Pharmacy	1:13
College of Social Work	1:11
Darla Moore School of Business	1:31
School of Law	1:09
School of Medicine Columbia	1:03
School of Medicine Greenville	1:18
School of Music	1:07

# USC COLUMBIA TENURED VS. NON-TENURED FACULTY OVERVIEW

College	Tenured	Tenure-Track	Non-Tenure	Adjunct	Total
Arnold School of Public Health	54	37	43	24	158
College of Arts & Sciences	360	96	108	188	752
College of Education	57	25	23	89	194
College of Engr & Computing	93	30	20	12	155
College of Hospitality, Retail, & Sport Mgmt	31	5	20	18	74
College of Information & Communications	25	16	20	24	85
College of Nursing	12	7	31	82	132
College of Pharmacy	17	6	25	6	54
College of Social Work	15	7	11	33	66
Darla Moore School of Business	61	47	68	42	218
School of Law	31	13	10	39	93
School of Medicine Columbia	36	12	166	33	247
School of Medicine Greenville	4	2	16	1	23
School of Music	35	12	1	32	80
South Carolina Honors College	2	-	2	6	10
Other	48	18	9	32	107
<b>Overall Institution</b>	<b>881</b>	<b>333</b>	<b>573</b>	<b>661</b>	<b>2,448</b>



# USC COLUMBIA 4% FEE WAIVER

4% Fee Waiver Calculation		
	FY2019	FY2020
Fall Estimated Undergraduate Credit Hours	392,608	399,076
Divided by Full-Time Hourly Base	12	12
Fall FTE	32,717	33,256
Multiplied by Net Tuition Less Bond	\$ 5,759	\$ 5,936
"Gross Equivalent" Fall Tuition	\$ 188,402,764	\$ 197,392,967
Multiplied by 4%	4%	4%
Estimated Fall 4% Waiver (Undergraduate)	\$ 7,536,111	\$ 7,895,719
Spring Estimated Undergraduate Credit Hours	365,125	363,765
Divided by Full-Time Hourly Base	12	12
Spring FTE	30,427	30,314
Multiplied by Net Tuition Less Bond	\$ 5,759	\$ 5,936
"Gross Equivalent" Spring Tuition	\$ 175,214,359	\$ 179,927,263
Multiplied by 4%	4%	4%
Estimated Spring 4% Waiver (Undergraduate)	\$ 7,008,574	\$ 7,197,091
<b>Estimated 4% Fee Waiver (Undergraduate)</b>	<b>\$ 14,544,685</b>	<b>\$ 15,092,809</b>
PY Estimated 4% Fee Waiver (Undergraduate)	\$ 13,427,340	\$ 14,544,685
<b>Estimated Increase from PY</b>	<b>\$ 1,117,345</b>	<b>\$ 548,124</b>



# USC COLUMBIA FEE WAIVERS & ABATEMENTS

	FY2017			FY2018			FY2019		
Class	# Students	Non-Resident	Resident	# Students	Non-Resident	Resident	# Students	Non-Resident	Resident
<b>4% Fee Waivers</b>									
Freshmen	983	970	13	622	614	8	338	334	4
Sophomore	922	917	5	537	533	4	1,127	1,117	10
Junior	829	826	3	1,260	1,251	9	1,087	1,081	6
Senior	1,183	1,180	3	1,383	1,377	6	1,671	1,655	16
Other	69	69	-	63	63	-	51	49	2
<b>Total</b>	<b>3,986</b>	<b>3,962</b>	<b>24</b>	<b>3,865</b>	<b>3,838</b>	<b>27</b>	<b>4,274</b>	<b>4,236</b>	<b>38</b>
<b>Abatements - Full</b>									
Freshmen	1,113	47	1,066	1,148	1	1,147	806	1	805
Sophomore	1,017	47	970	995	-	995	1,114	-	1,114
Junior	838	42	796	875	-	875	1,058	1	1,057
Senior	1,072	41	1,031	1,063	1	1,062	1,481	2	1,479
Other	2,658	116	2,542	2,457	326	2,131	2,473	348	2,125
<b>Total</b>	<b>6,698</b>	<b>293</b>	<b>6,405</b>	<b>6,538</b>	<b>328</b>	<b>6,210</b>	<b>6,932</b>	<b>352</b>	<b>6,580</b>
<b>Abatements - Partial</b>									
Freshmen	906	35	871	851	-	851	683	-	683
Sophomore	535	23	512	577	-	577	548	-	548
Junior	441	21	420	481	-	481	516	-	516
Senior	566	28	538	592	-	592	754	-	754
Other	380	19	361	316	-	316	336	-	336
<b>Total</b>	<b>2,828</b>	<b>126</b>	<b>2,702</b>	<b>2,817</b>	<b>-</b>	<b>2,817</b>	<b>2,837</b>	<b>-</b>	<b>2,837</b>



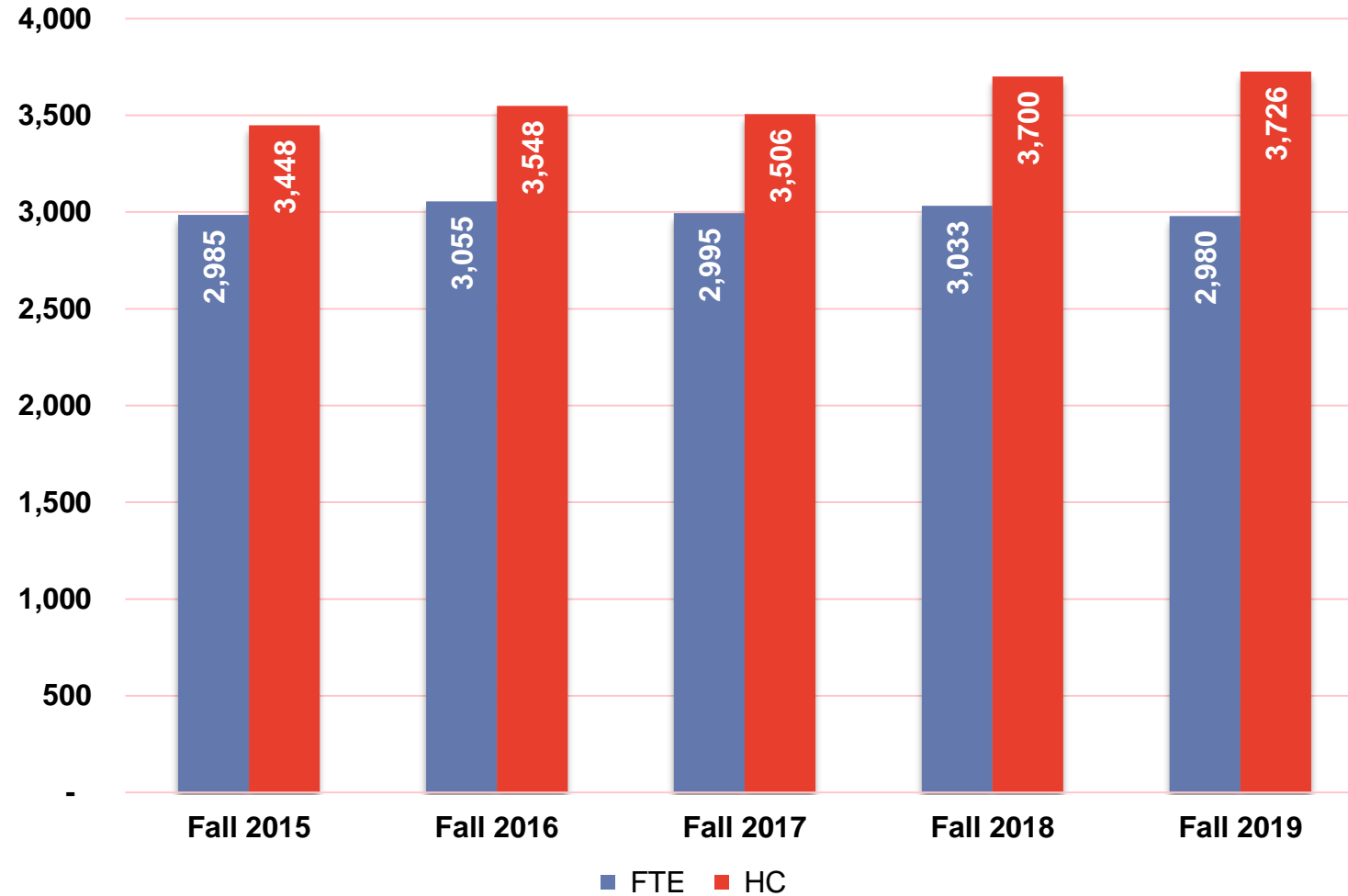


UNIVERSITY OF  
**South Carolina**  
AIKEN

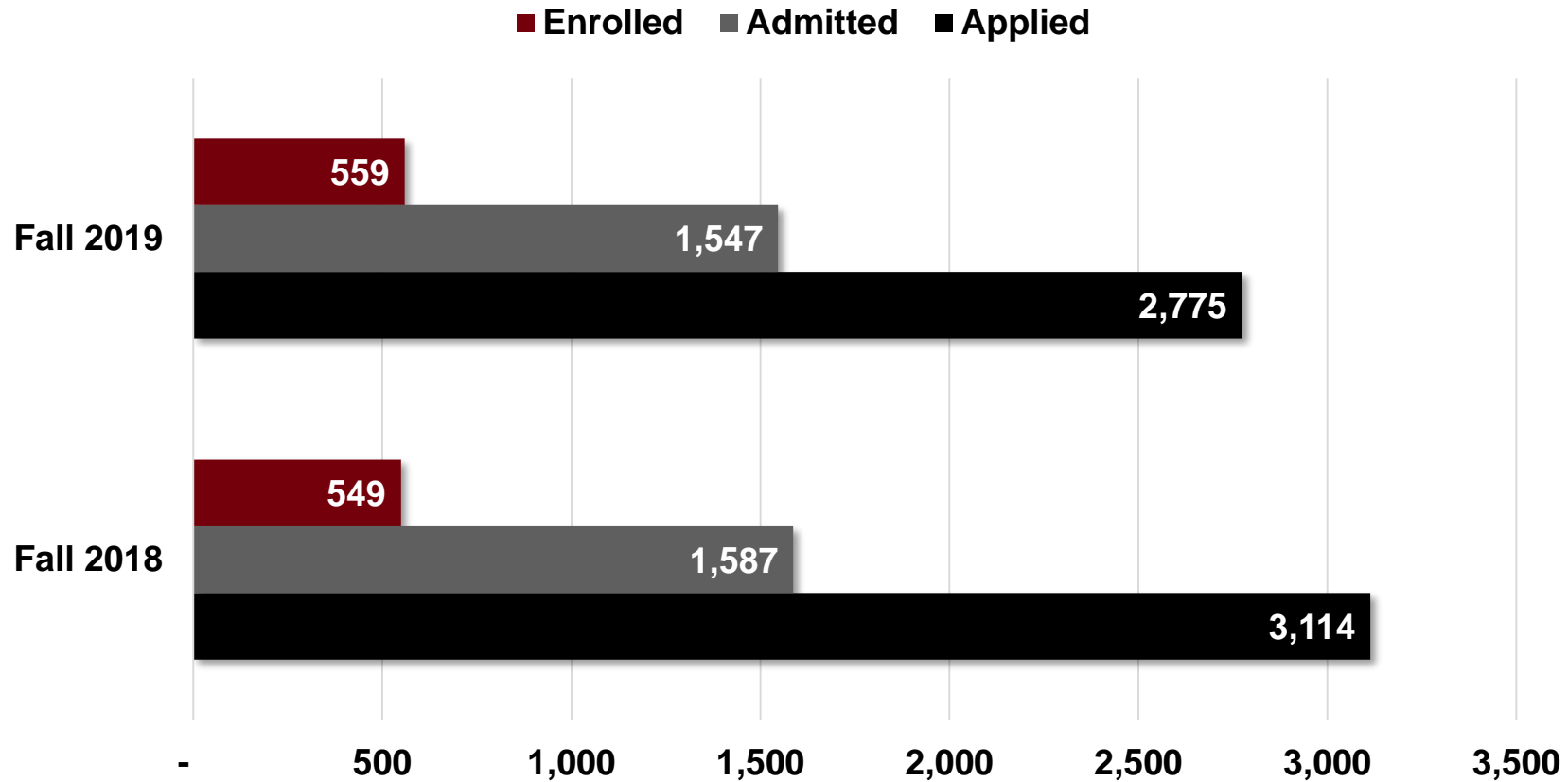


**Uof SC** South Carolina

# USC AIKEN ENROLLMENT



# USC AIKEN ENROLLMENT SUMMARY

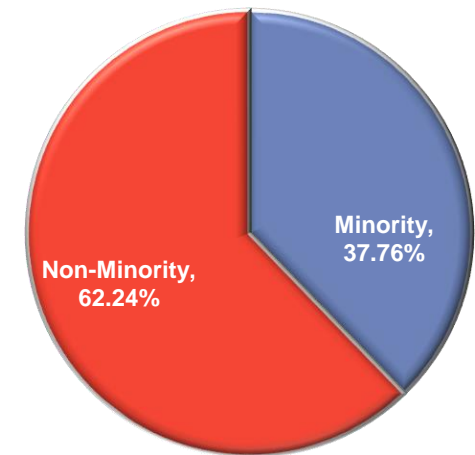
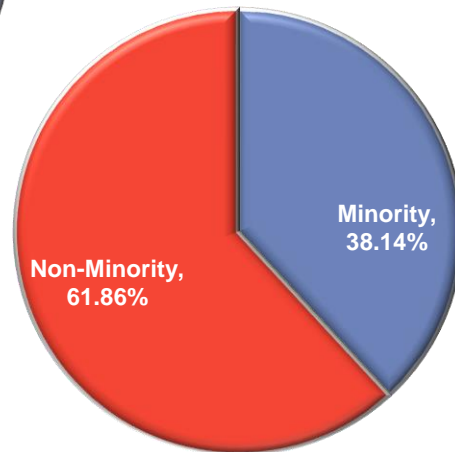
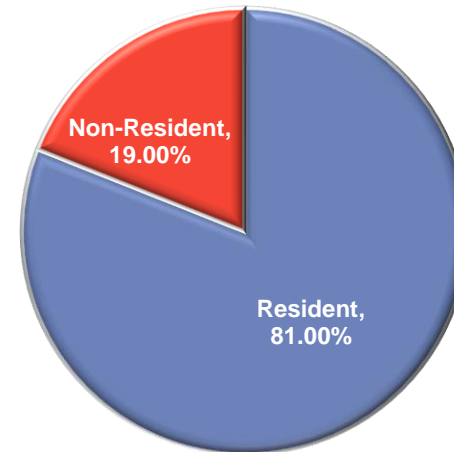
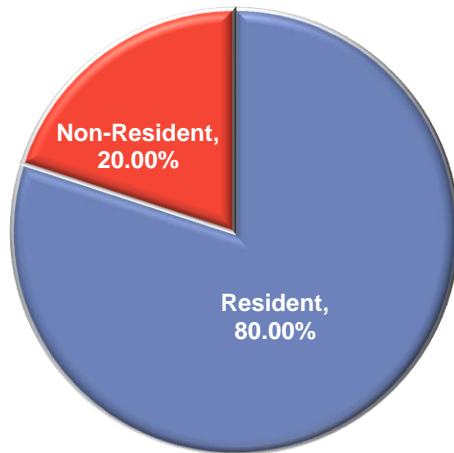




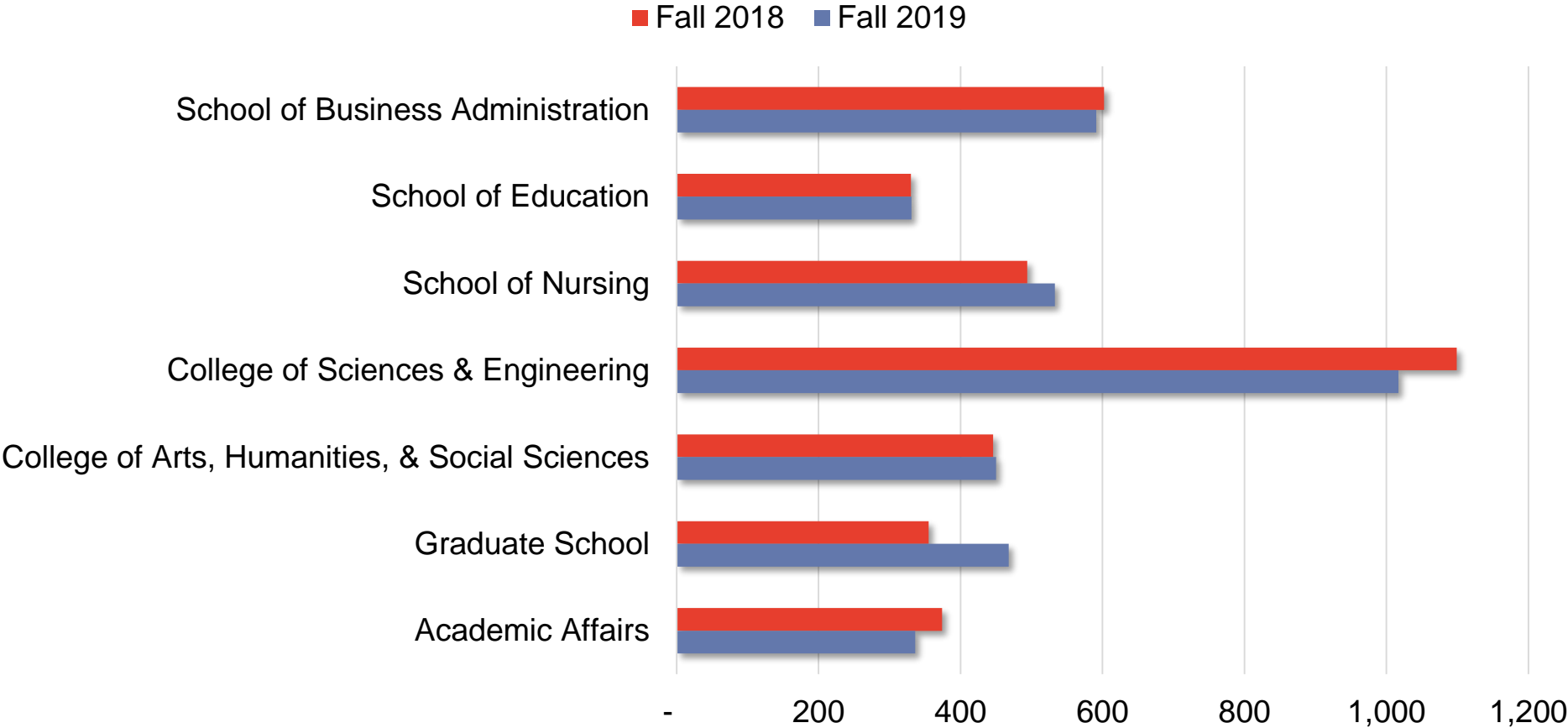
# USC AIKEN ENROLLMENT SUMMARY

Fall 2018

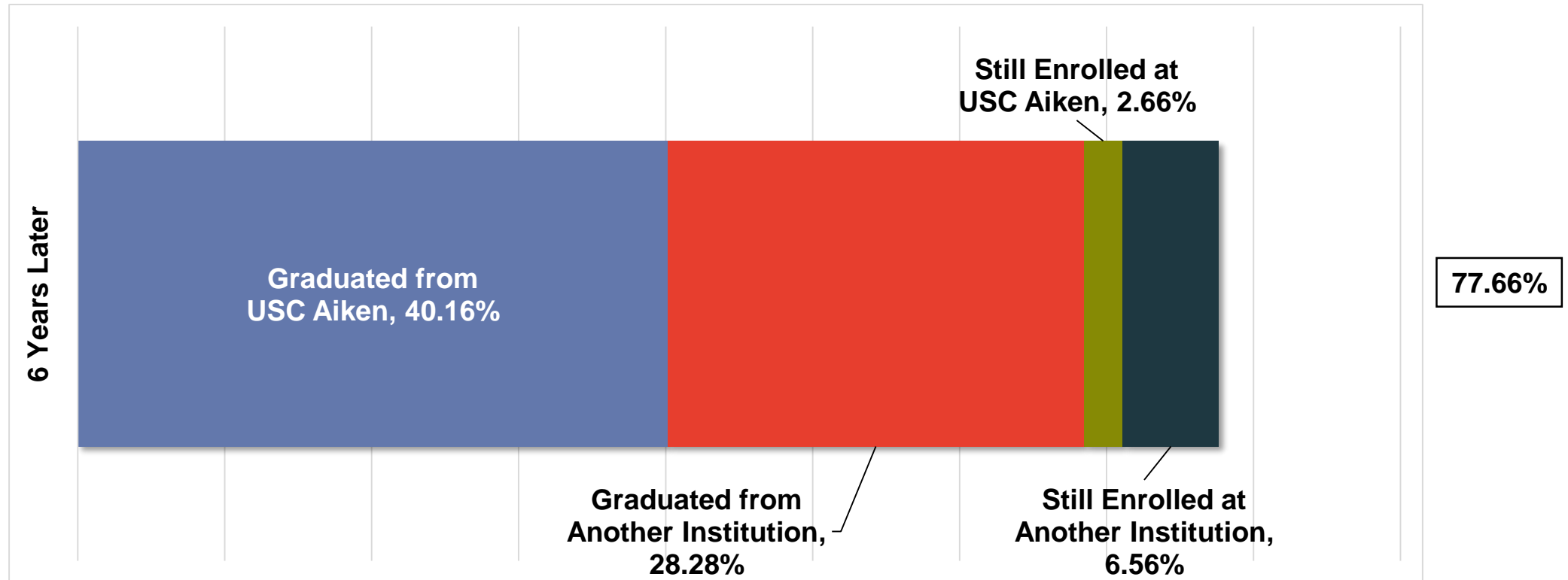
Fall 2019



# USC AIKEN ENROLLMENT BY COLLEGE

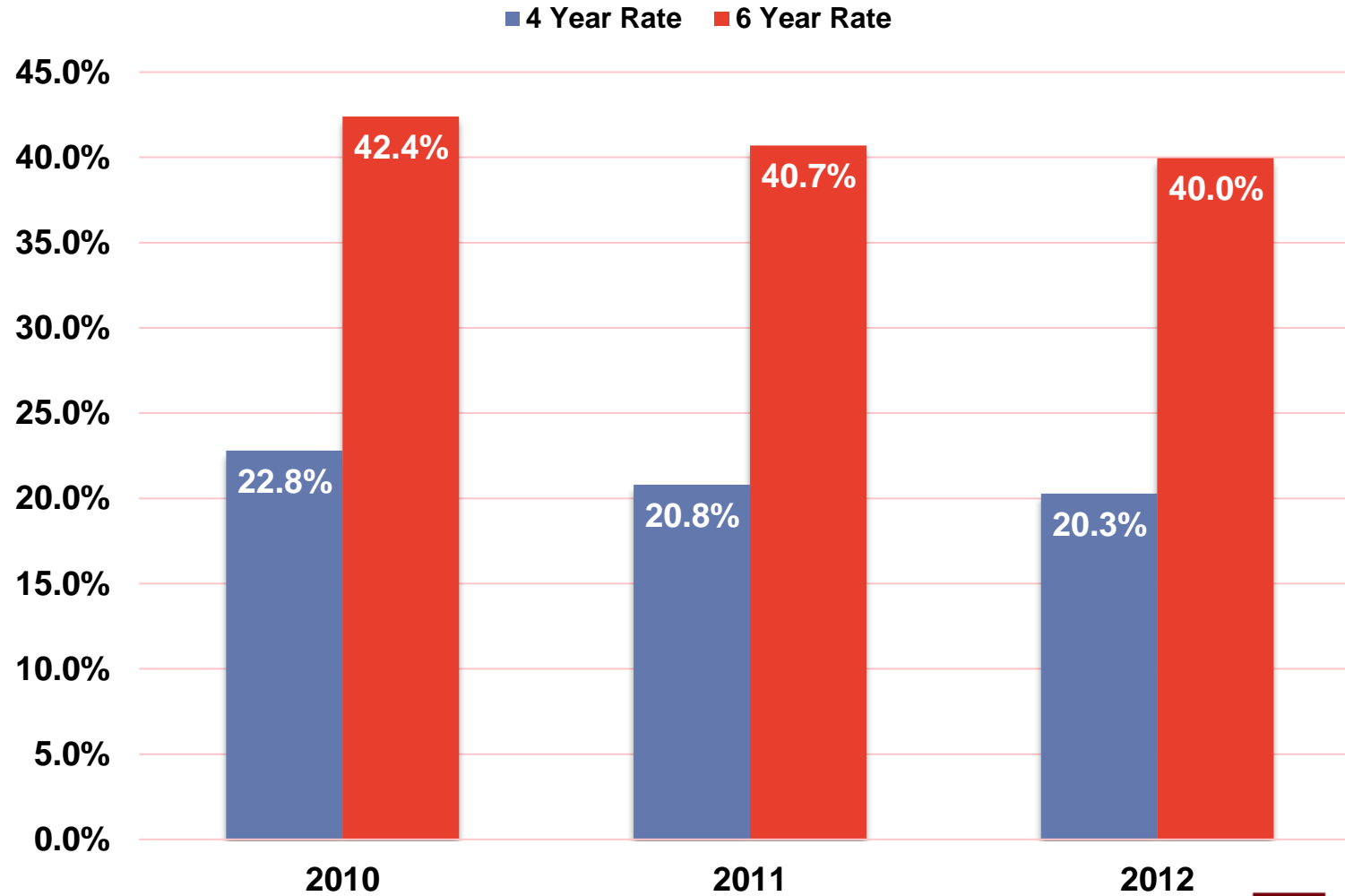


# USC AIKEN SUCCESS RATE

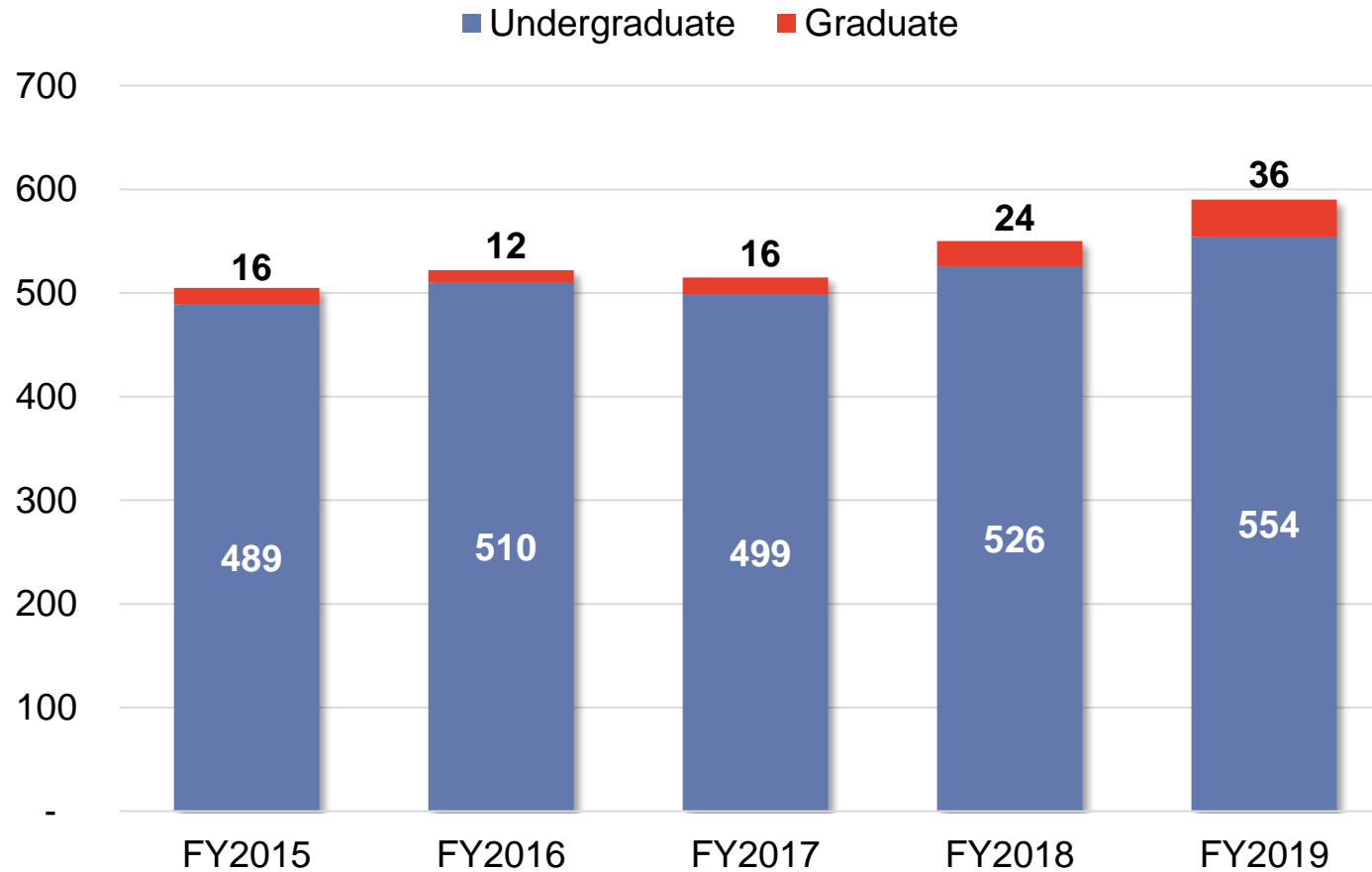


19,678 # of Alumni  
14,412 # of Alumni in SC

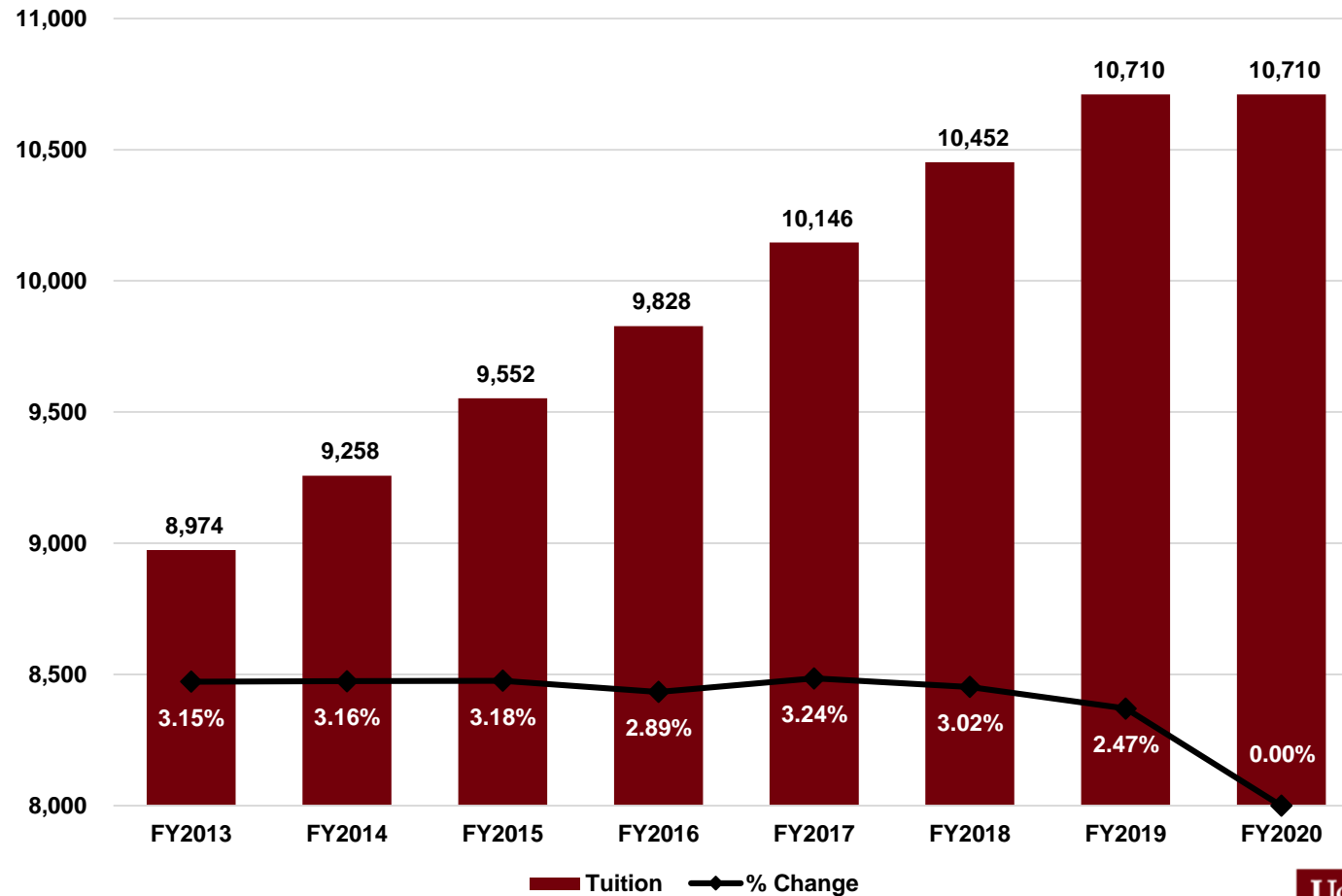
# USC AIKEN GRADUATION RATE



# USC AIKEN DEGREES AWARDED



# USC AIKEN IN-STATE UNDERGRADUATE TUITION & REQUIRED FEES



# USC AIKEN

## UNDERGRADUATE TUITION & FEES PER SEMESTER

	2018-2019	\$ Change	2019-2020
<b>USC Aiken</b>			
<b>Resident Undergraduate Tuition</b>			
Educational & General	\$ 4,639.00	\$ -	\$ 4,639.00
Institutional Bond	241.00	-	241.00
Campus Activity	32.00	-	32.00
Student Health	32.00	-	32.00
Campus Media	5.00	-	5.00
Renovation Reserve	12.00	-	12.00
Athletics Activity	238.00	-	238.00
<b>Total Resident Undergraduate Tuition</b>	<b>\$ 5,199.00</b>	<b>\$ -</b>	<b>\$ 5,199.00</b>
Technology Fee	156.00	-	156.00
<b>Total Required Tuition and Fees</b>	<b>\$ 5,355.00</b>	<b>\$ -</b>	<b>\$ 5,355.00</b>
<b>Non-Resident Undergraduate Tuition</b>			
Educational & General	\$ 9,868.00	\$ -	\$ 9,868.00
Institutional Bond	241.00	-	241.00
Campus Activity	32.00	-	32.00
Student Health	32.00	-	32.00
Campus Media	5.00	-	5.00
Renovation Reserve	12.00	-	12.00
Athletics Activity	238.00	-	238.00
<b>Total Resident Undergraduate Tuition</b>	<b>\$ 10,428.00</b>	<b>-</b>	<b>\$ 10,428.00</b>
Technology Fee	156.00	-	156.00
<b>Total Required Tuition and Fees</b>	<b>\$ 10,584.00</b>	<b>-</b>	<b>\$ 10,584.00</b>



South Carolina

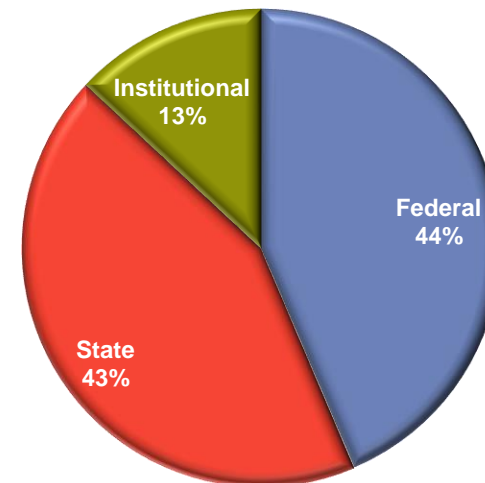
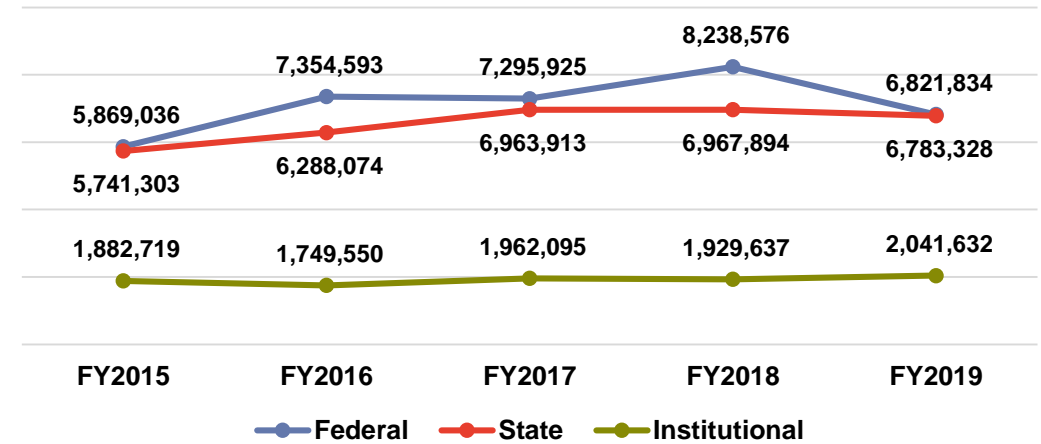
# USC AIKEN FY2019 SCHOLARSHIPS AND GRANTS

Federal	# Students	FY2019
Pell Grant	1,445	\$ 6,581,566
SEOG Grant	211	167,648
Other (TEACH Grant)	21	72,620
<b>Federal Totals</b>	<b>1,677</b>	<b>\$ 6,821,834</b>

State	# Students	FY2019
LIFE Scholarship	898	\$ 4,220,000
LIFE Scholarship Enhancement	197	473,750
Palmetto Fellows Scholarship	87	614,400
Palmetto Fellows Scholarship Enhancement	38	92,500
HOPE Scholarship	166	418,600
SC Need Based Grant	460	792,365
National Guard Grant	6	20,813
SC Teaching Fellows	26	150,900
<b>State Totals</b>	<b>1,878</b>	<b>\$ 6,783,328</b>

Institutional	# Students	FY2019
Internal Awards	960	\$ 2,041,632
<b>Institutional Totals</b>	<b>960</b>	<b>\$ 2,041,632</b>

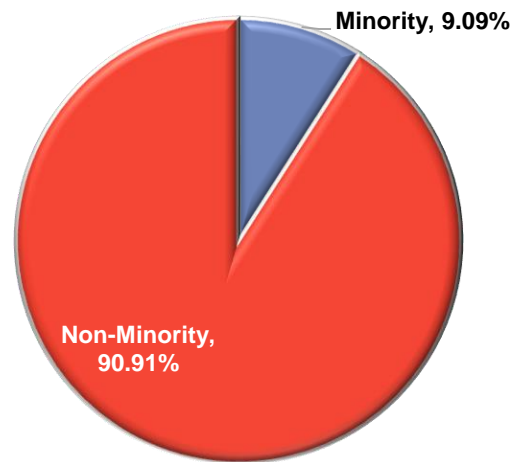
<b>Total Scholarship and Grant Aid</b>	<b>\$ 15,646,794</b>
--	----------------------





# USC AIKEN MINORITY OVERVIEW

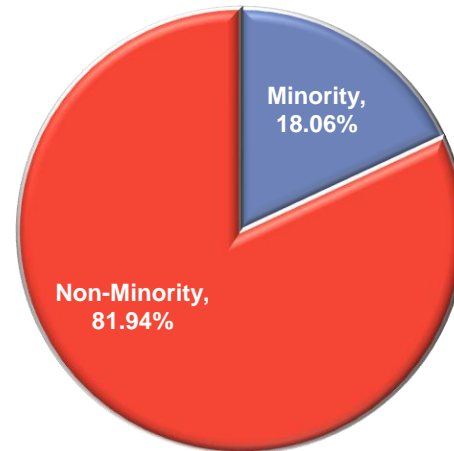
## Administration



### ADMINISTRATION

Total Administration	11
Number Minority	1
% Minority	9.09%

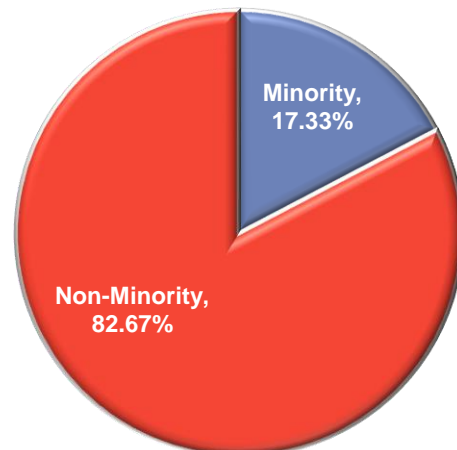
## FTEs



### FTEs

Total FTEs	443
Number Minority	80
% Minority	18.06%

## Employees



### EMPLOYEES

All Employees	606
Number Minority	105
% Minority	17.33%

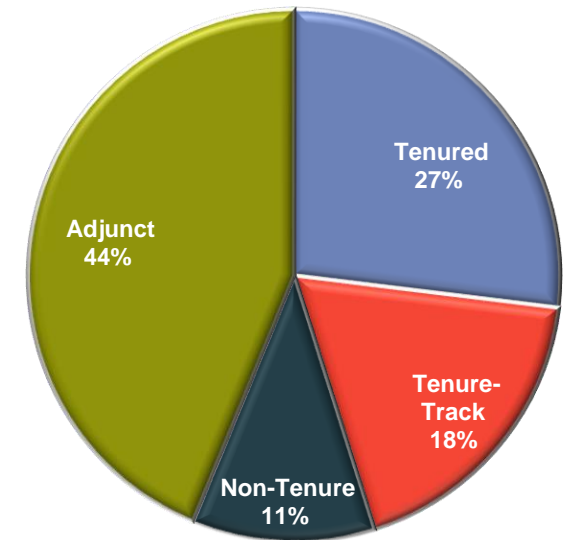
# USC AIKEN

## FACULTY-STUDENT RATIO

College	Ratio
School of Business Administration	1:27
School of Education	1:13
School of Nursing	1:19
College of Sciences & Engineering	1:13
College of Arts, Humanities, & Social Sciences	1:06

# USC AIKEN TENURED VS. NON-TENURED FACULTY OVERVIEW

College	Tenured	Tenure-Track	Non-Tenure	Adjunct	Total
School of Business Administration	9	6	3	2	20
School of Education	7	8	1	26	42
School of Nursing	2	6	9	20	37
College of Sciences & Engineering	28	14	12	38	92
College of Arts, Humanities, & Social Sciences	29	19	8	35	91
Academic Affairs (Other)	5	1	-	9	15
<b>Overall Institution</b>	<b>80</b>	<b>54</b>	<b>33</b>	<b>130</b>	<b>297</b>



# USC AIKEN 4% FEE WAIVER

4% Fee Waiver		
	FY2019	FY2020
Fall	2017	2018
Spring	2018	2019
<b><u>Credit Hour Production (Undergraduates)</u></b>		
Fall	43,947	43,244
Spring	40,325	38,903
<b><u>Total Credit Hour Productions</u></b>	84,272	82,147
Full Time Fee Divisor	12	12
<b><u>Equivalent Number of Full Fees</u></b>	7,023	6,846
Full-Time Resident Tuition & Fees	\$ 5,082	\$ 5,199
Less: Bond Indebtedness Fee	241	241
<b><u>Equivalent Fees</u></b>	\$ 4,841	\$ 4,958
Total Equivalent Revenue	\$ 33,996,608	\$ 33,940,402
<b>4% Threshold - per policy</b>	\$ 1,359,864	\$ 1,357,616
<b>Actual Fee Waivers (Object 54522)</b>	\$ 192,733	\$ 274,898

# USC AIKEN

## FEE WAIVERS & ABATEMENTS

	FY2017			FY2018			FY2019		
Class	# Students	Non-Resident	Resident	# Students	Non-Resident	Resident	# Students	Non-Resident	Resident
<b>4% Fee Waivers</b>									
Freshmen	171	156	15	214	191	23	224	164	60
Sophomore	12	11	1	4	4	-	36	36	-
Junior	14	13	1	16	16	-	14	14	-
Senior	16	16	-	20	19	1	16	16	-
Other	-	-	-	-	-	-	-	-	-
<b>Total</b>	<b>213</b>	<b>196</b>	<b>17</b>	<b>254</b>	<b>230</b>	<b>24</b>	<b>290</b>	<b>230</b>	<b>60</b>
<b>Abatements - Full</b>									
Freshmen	61	2	59	62	-	62	44	-	44
Sophomore	56	1	55	44	-	44	38	-	38
Junior	74	1	73	71	-	71	75	-	75
Senior	147	10	137	136	-	136	143	1	142
Other	22	1	21	24	8	16	31	11	20
<b>Total</b>	<b>360</b>	<b>15</b>	<b>345</b>	<b>337</b>	<b>8</b>	<b>329</b>	<b>331</b>	<b>12</b>	<b>319</b>
<b>Abatements - Partial</b>									
Freshmen	38	1	37	31	-	31	22	-	22
Sophomore	12	-	12	22	-	22	16	-	16
Junior	20	1	19	13	-	13	30	-	30
Senior	12	1	11	22	-	22	20	-	20
Other	-	-	-	-	-	-	-	-	-
<b>Total</b>	<b>82</b>	<b>3</b>	<b>79</b>	<b>88</b>	<b>-</b>	<b>88</b>	<b>88</b>	<b>-</b>	<b>88</b>

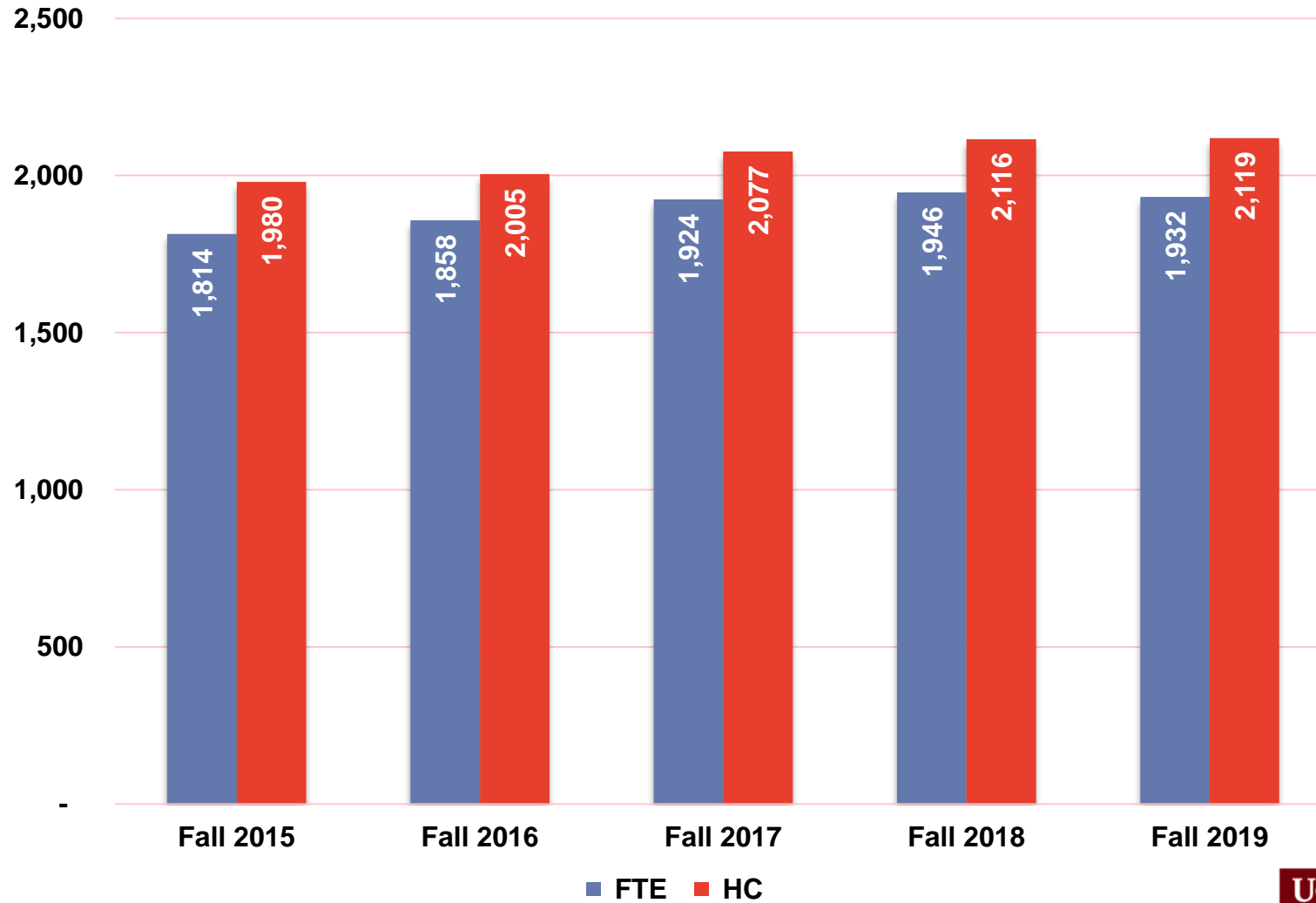


UNIVERSITY OF  
**South Carolina**  
BEAUFORT

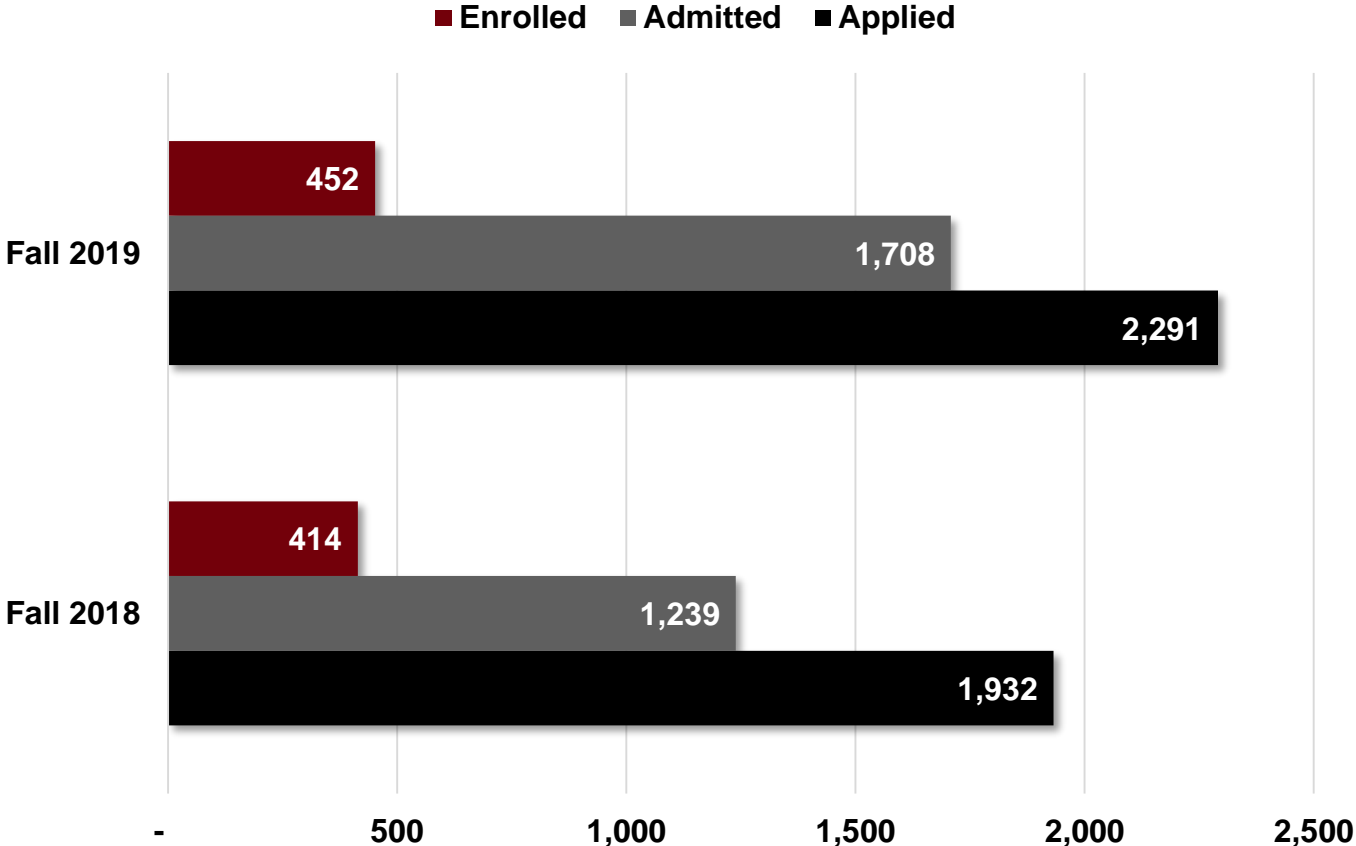


**Uof  
SC** South Carolina

# USC BEAUFORT ENROLLMENT



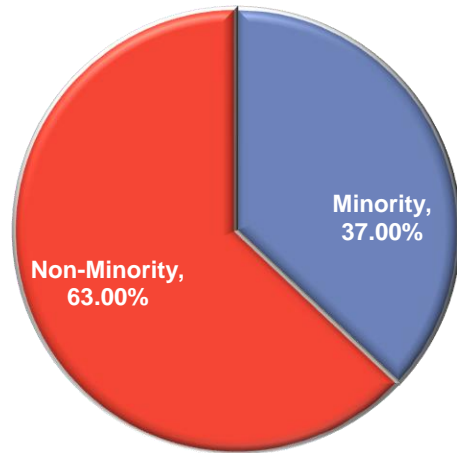
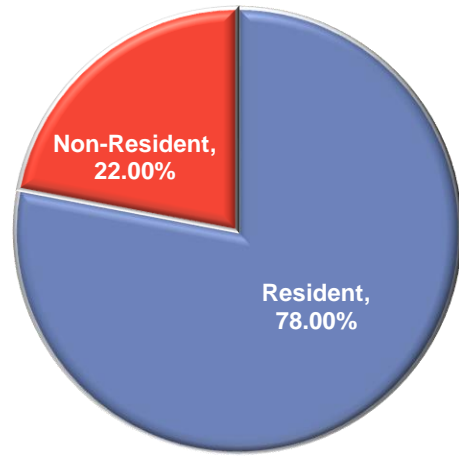
# USC BEAUFORT ENROLLMENT SUMMARY



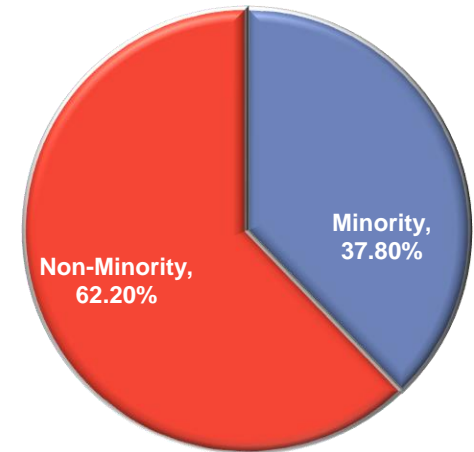
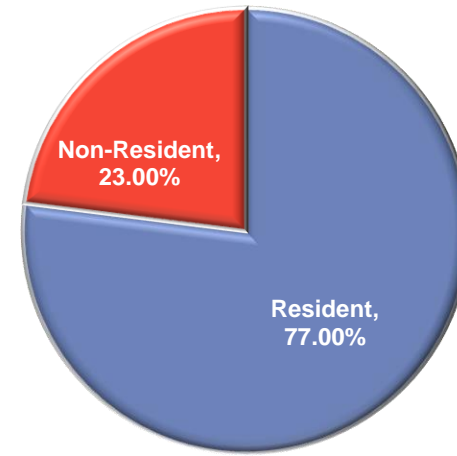


# USC BEAUFORT ENROLLMENT SUMMARY

Fall 2018

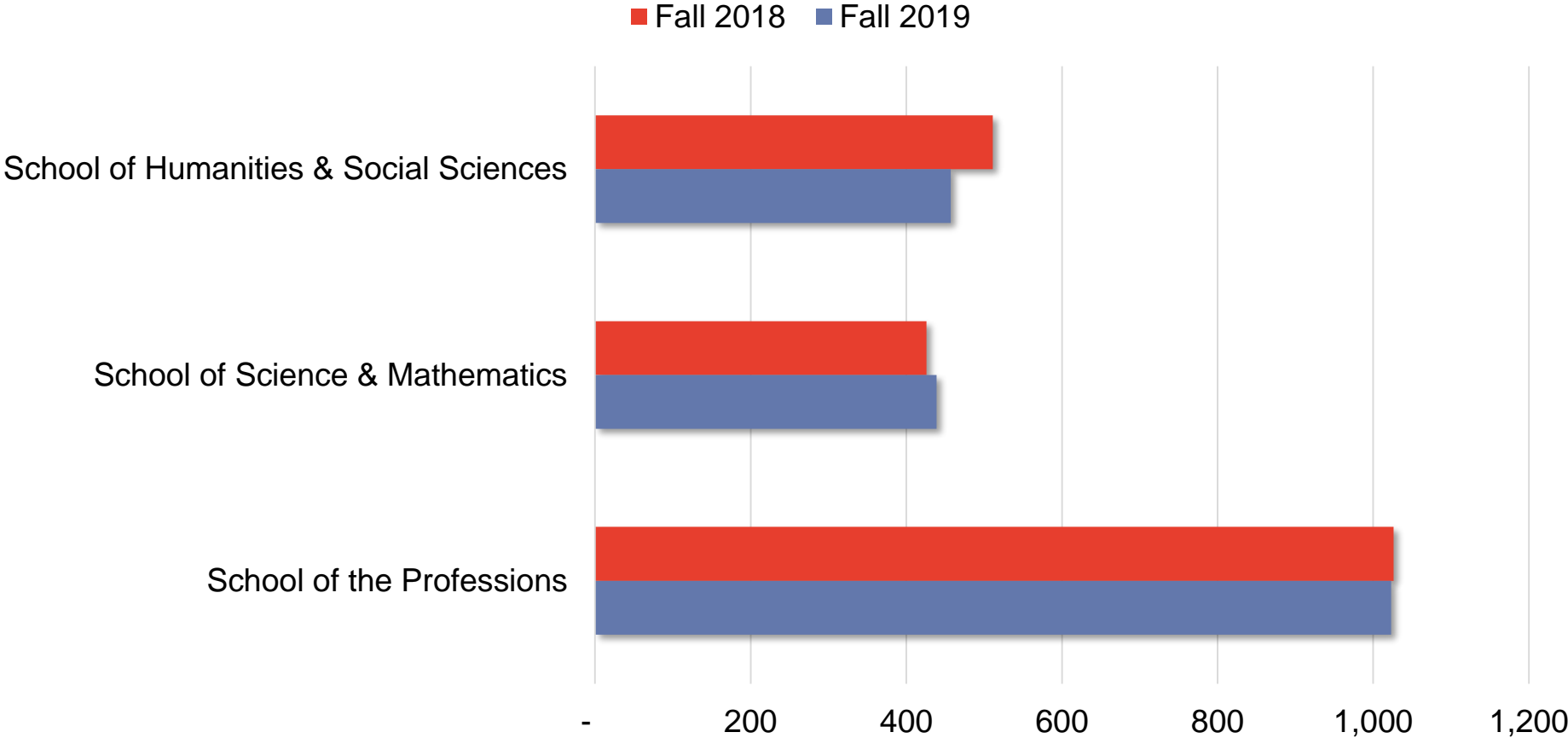


Fall 2019

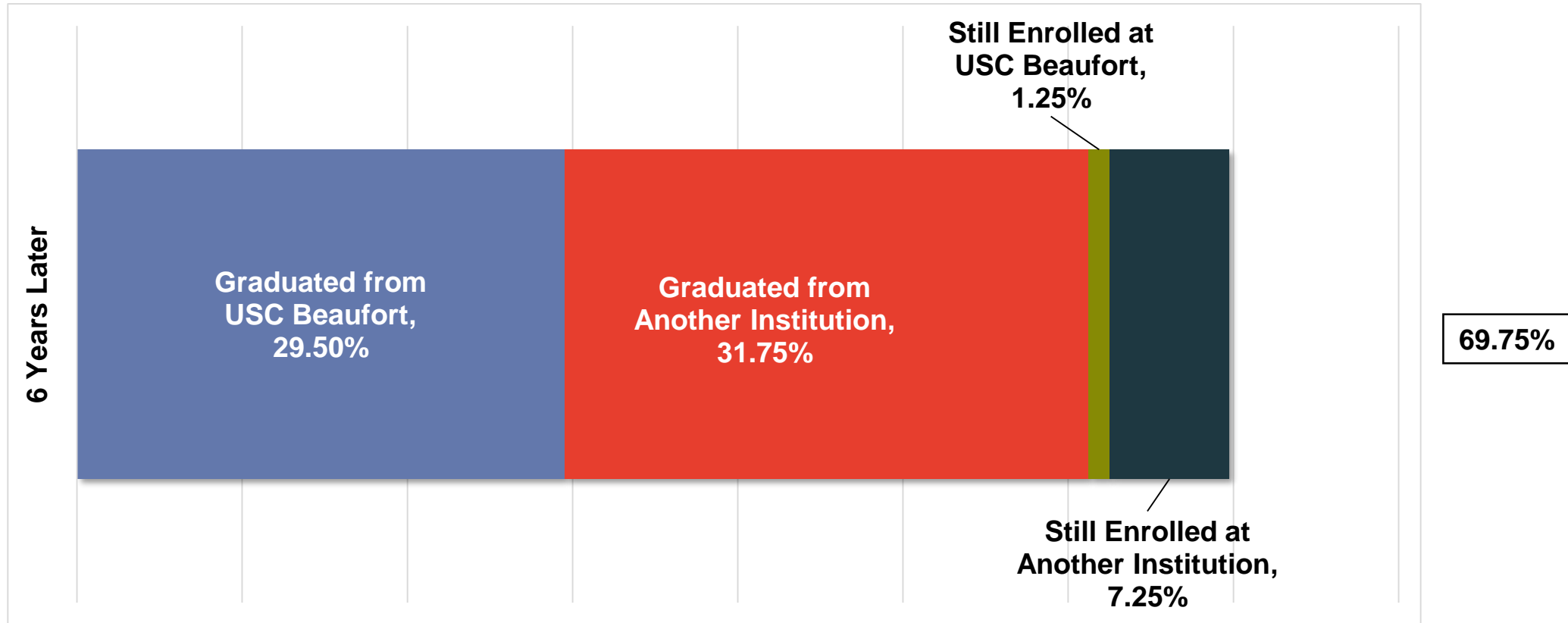


Residency based on student's legal residency. Non-resident includes student with residency exceptions such as academic common market, military, veterans and their dependents, and reciprocity agreements.

# USC BEAUFORT ENROLLMENT BY COLLEGE

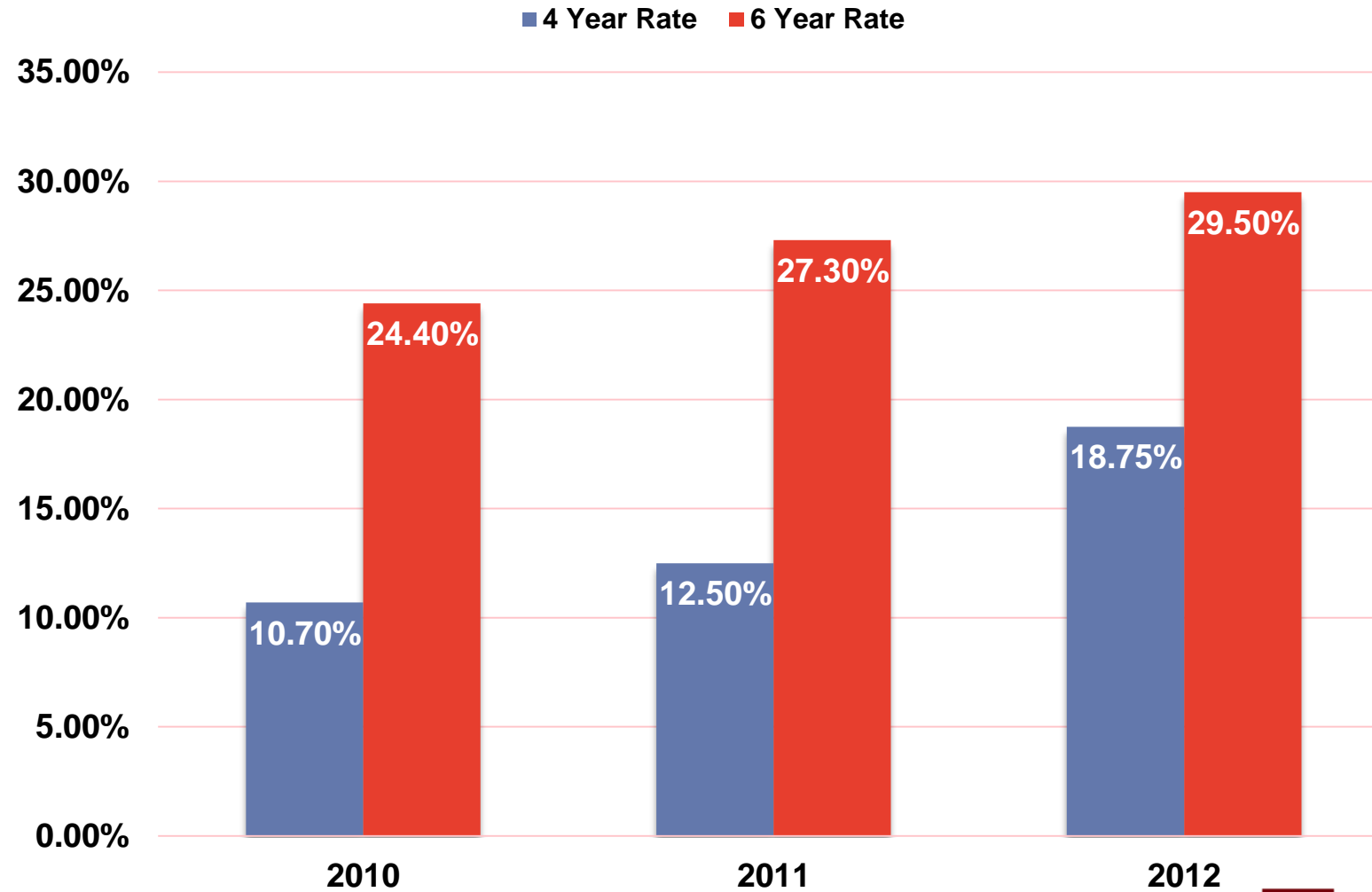


# USC BEAUFORT SUCCESS RATE

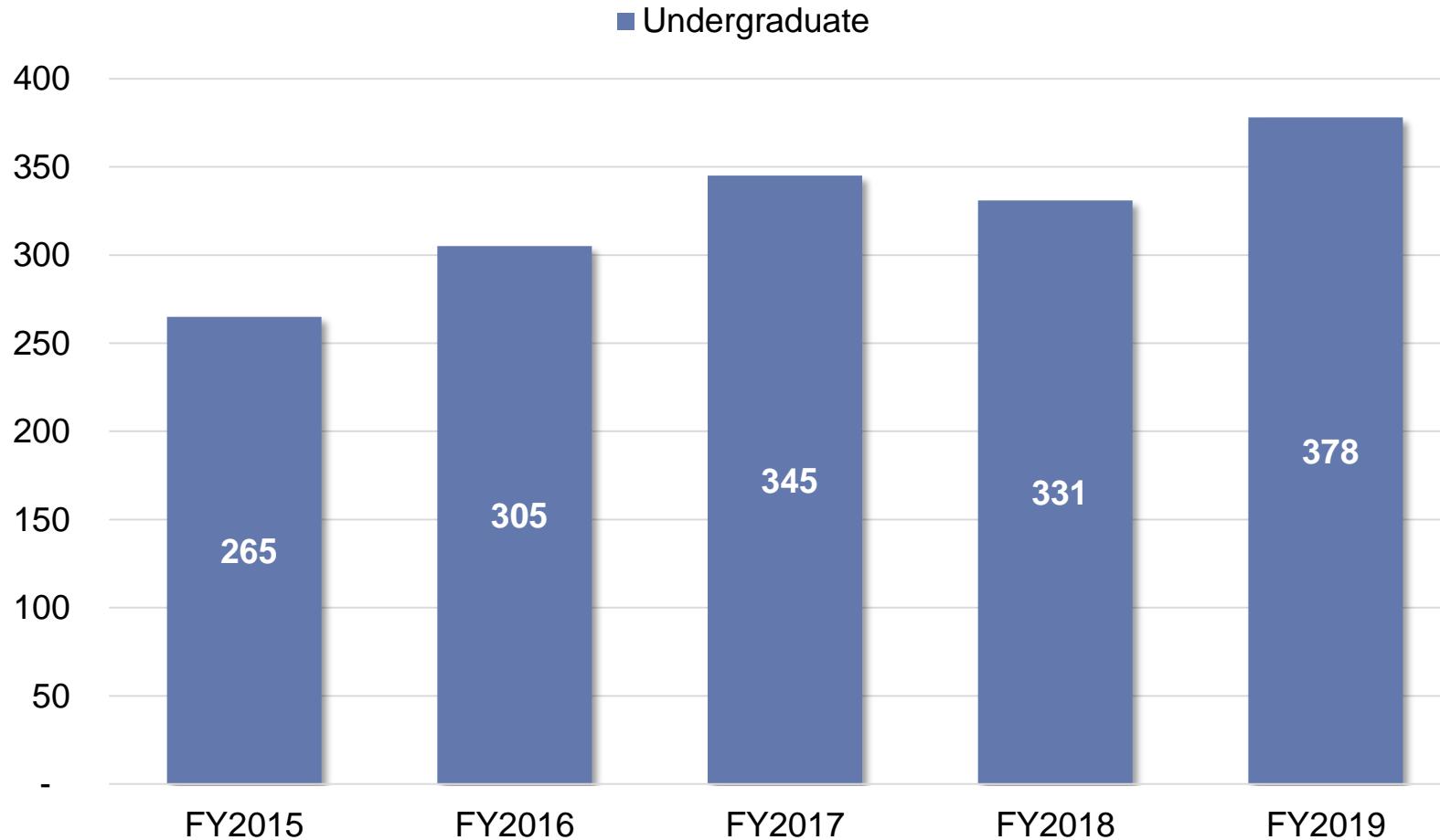


5,047	# of Alumni
4,037	# of Alumni in SC

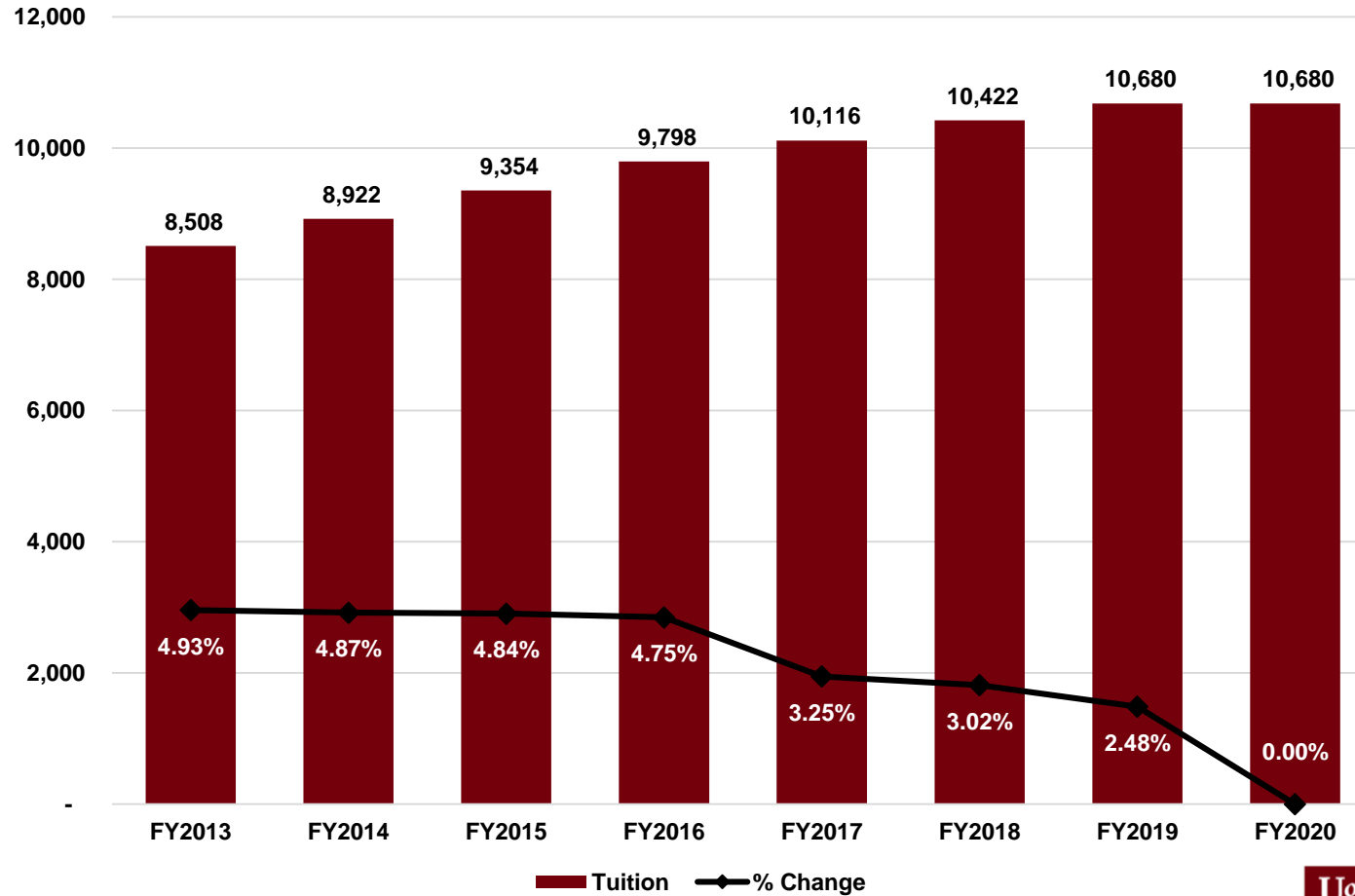
# USC BEAUFORT GRADUATION RATES



# USC BEAUFORT DEGREES AWARDED



# USC BEAUFORT IN-STATE UNDERGRADUATE TUITION & REQUIRED FEES



# USC BEAUFORT

## UNDERGRADUATE TUITION & FEES PER SEMESTER

2018-2019	\$ Change	2019-2020
-----------	-----------	-----------

USC Beaufort			
<b>Resident Undergraduate Tuition</b>			
Educational & General	\$ 4,624.00	-	\$ 4,624.00
Institutional Bond	89.00	-	89.00
Renovation Reserve	47.00	-	47.00
Campus Activity	111.00	-	111.00
Athletics Activity	301.00	-	301.00
<b>Total Resident Undergraduate Tuition</b>	<b>\$ 5,172.00</b>	-	<b>\$ 5,172.00</b>
Technology Fee	168.00	-	168.00
<b>Total Required Tuition and Fees</b>	<b>\$ 5,340.00</b>	-	<b>\$ 5,340.00</b>
<b>Non-Resident Undergraduate Tuition</b>			
Educational & General	\$ 10,147.00	-	\$ 10,147.00
Institutional Bond	89.00	-	89.00
Renovation Reserve	47.00	-	47.00
Campus Activity	111.00	-	111.00
Athletics Activity	301.00	-	301.00
<b>Total Resident Undergraduate Tuition</b>	<b>\$ 10,695.00</b>	-	<b>\$ 10,695.00</b>
Technology Fee	168.00	-	168.00
<b>Total Required Tuition and Fees</b>	<b>\$ 10,863.00</b>	-	<b>\$ 10,863.00</b>



South Carolina

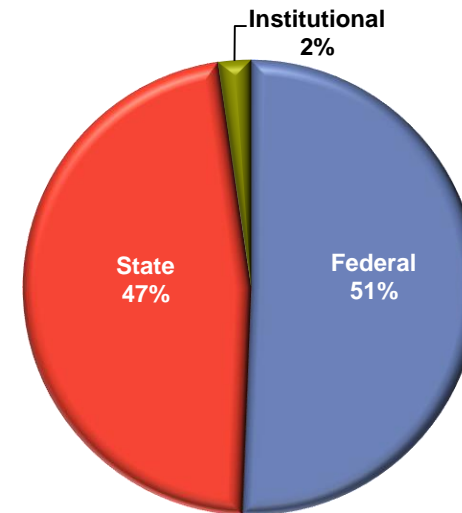
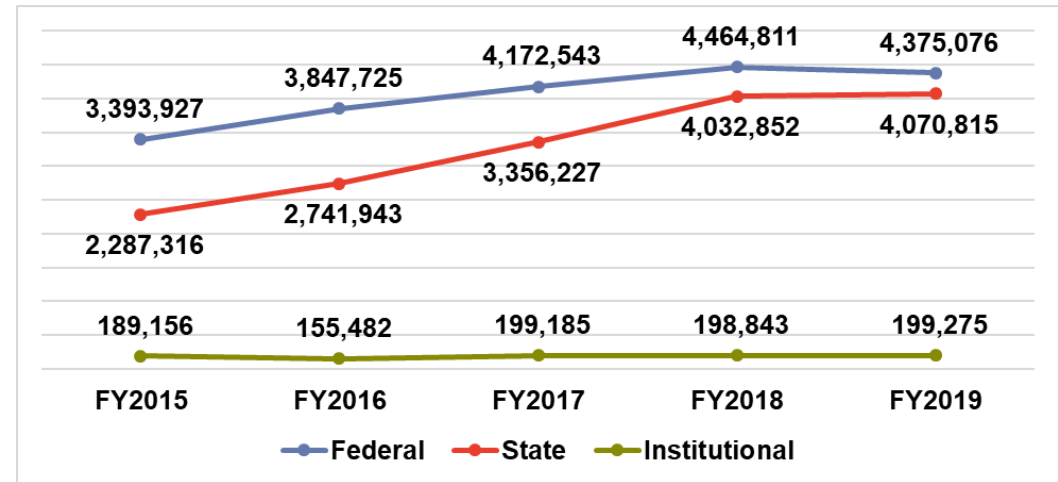
# USC BEAUFORT FY2019 SCHOLARSHIPS AND GRANTS

Federal	# Students	FY2019
Pell Grant	989	\$4,277,576
SEOG Grant	135	97,500
<b>Federal Totals</b>	<b>1,124</b>	<b>\$4,375,076</b>

State	# Students	FY2019
LIFE Scholarship	577	\$2,705,790
LIFE Scholarship Enhancement	138	341,250
Palmetto Fellows Scholarship	22	148,950
Palmetto Fellows Scholarship Enhancement	13	31,250
HOPE Scholarship	134	340,200
SC Need Based Grant	205	476,375
National Guard Grant	5	27,000
<b>State Totals</b>	<b>1,094</b>	<b>\$4,070,815</b>

Institutional	# Students	FY2019
Internal Awards	215	\$ 199,275
<b>Institutional Totals</b>	<b>215</b>	<b>\$ 199,275</b>

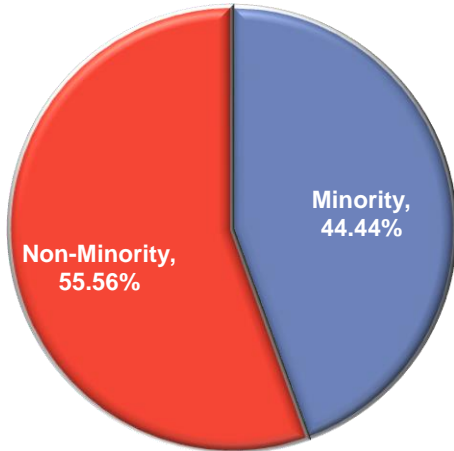
<b>Total Scholarship and Grant Aid</b>	<b>\$8,645,166</b>
--	--------------------





# USC BEAUFORT MINORITY OVERVIEW

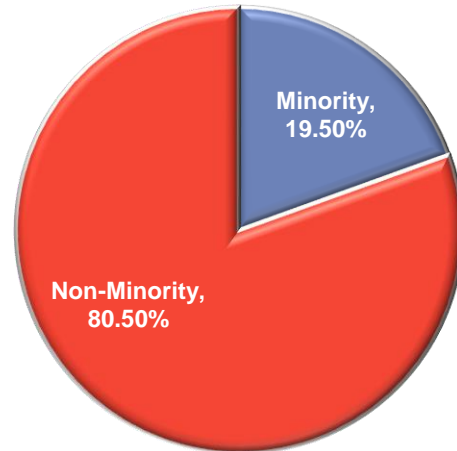
## ADMINISTRATION



### ADMINISTRATION

Total Administration	9
Number Minority	4
% Minority	44.44%

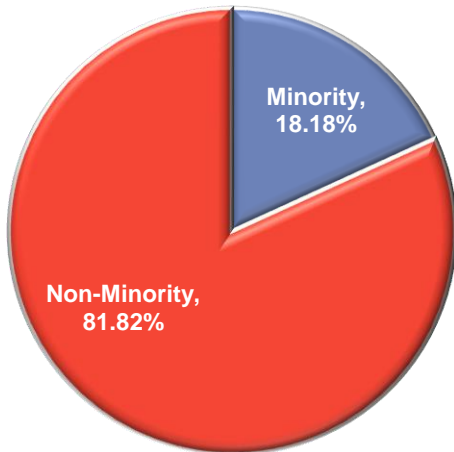
## FTEs



### FTEs

Total FTEs	282
Number Minority	55
% Minority	19.50%

## EMPLOYEES



### EMPLOYEES

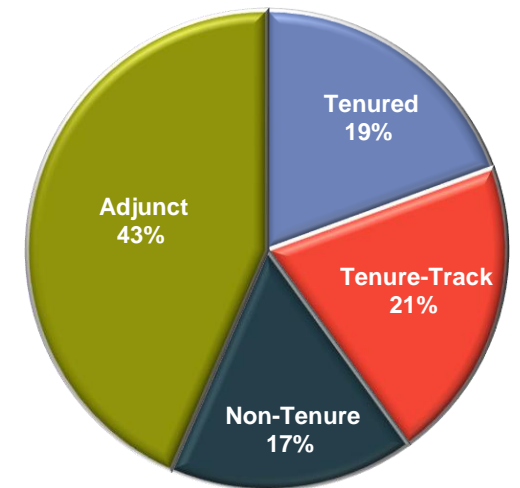
All Employees	363
Number Minority	66
% Minority	18.18%

# USC BEAUFORT FACULTY-STUDENT RATIO

College	Ratio
School of Humanities & Social Sciences	1:12
School of Science & Math	1:11
School of the Professions	1:24

# USC BEAUFORT TENURED VS. NON-TENURED FACULTY OVERVIEW

College	Tenured	Tenure-Track	Non-Tenure	Adjunct	Total
School of Humanities & Social Sciences	13	15	10	24	62
School of Science & Mathematics	11	9	10	16	46
School of the Professions	7	12	9	31	59
Other	3	-	-	5	8
<b>Overall Institution</b>	<b>34</b>	<b>36</b>	<b>29</b>	<b>76</b>	<b>175</b>



# USC BEAUFORT 4% FEE WAIVER

4% Fee Waiver		
	2018-2019	2019-2020
Terms used		
<b>Fall</b>	2017	2018
<b>Spring</b>	2018	2019
Credit Hour Production (Undergraduates)		
Fall	28,835	29,185
Spring	26,759	27,004
<b>Total Credit Hour Production</b>	<b>55,594</b>	<b>56,189</b>
Full-time Fee Divisor	12	12
<b>Equivalent Number of Full Fees</b>	\$ 4,633	\$ 4,682
Full Fee Rate (Excluding Bonding)		
Total	\$ 5,365	\$ 5,365
Full Fee Revenue		
<b>Total</b>	<b>\$ 24,442,829</b>	<b>\$ 24,704,430</b>
Authorized Waiver Percentage	4%	4%
Authorized Fee Waiver Amount	\$ 977,713	\$ 988,177
Actual Waiver	\$ 709,341	

# USC BEAUFORT FEE WAIVERS & ABATEMENTS

	FY2017			FY2018			FY2019		
Class	# Students	Non-Resident	Resident	# Students	Non-Resident	Resident	# Students	Non-Resident	Resident
<b>4% Fee Waivers</b>									
Freshmen	109	103	6	92	90	2	54	52	2
Sophomore	83	81	2	38	37	1	84	82	2
Junior	50	43	7	117	114	3	85	81	4
Senior	21	15	6	70	60	10	103	102	1
Other	-	-	-	-	-	-	-	-	-
<b>Total</b>	<b>263</b>	<b>242</b>	<b>21</b>	<b>317</b>	<b>301</b>	<b>16</b>	<b>326</b>	<b>317</b>	<b>9</b>
<b>Abatements - Full</b>									
Freshmen	54	3	51	51	-	51	44	-	44
Sophomore	29	1	28	32	-	32	35	-	35
Junior	41	2	39	34	-	34	27	-	27
Senior	46	-	46	45	-	45	59	-	59
Other	-	-	-	-	-	-	-	-	-
<b>Total</b>	<b>170</b>	<b>6</b>	<b>164</b>	<b>162</b>	<b>-</b>	<b>162</b>	<b>165</b>	<b>-</b>	<b>165</b>
<b>Abatements - Partial</b>									
Freshmen	63	3	60	43	-	43	25	-	25
Sophomore	33	-	33	37	-	37	21	-	21
Junior	20	-	20	22	-	22	26	-	26
Senior	17	-	17	18	-	18	26	-	26
Other	-	-	-	-	-	-	-	-	-
<b>Total</b>	<b>133</b>	<b>3</b>	<b>130</b>	<b>120</b>	<b>-</b>	<b>120</b>	<b>98</b>	<b>-</b>	<b>98</b>

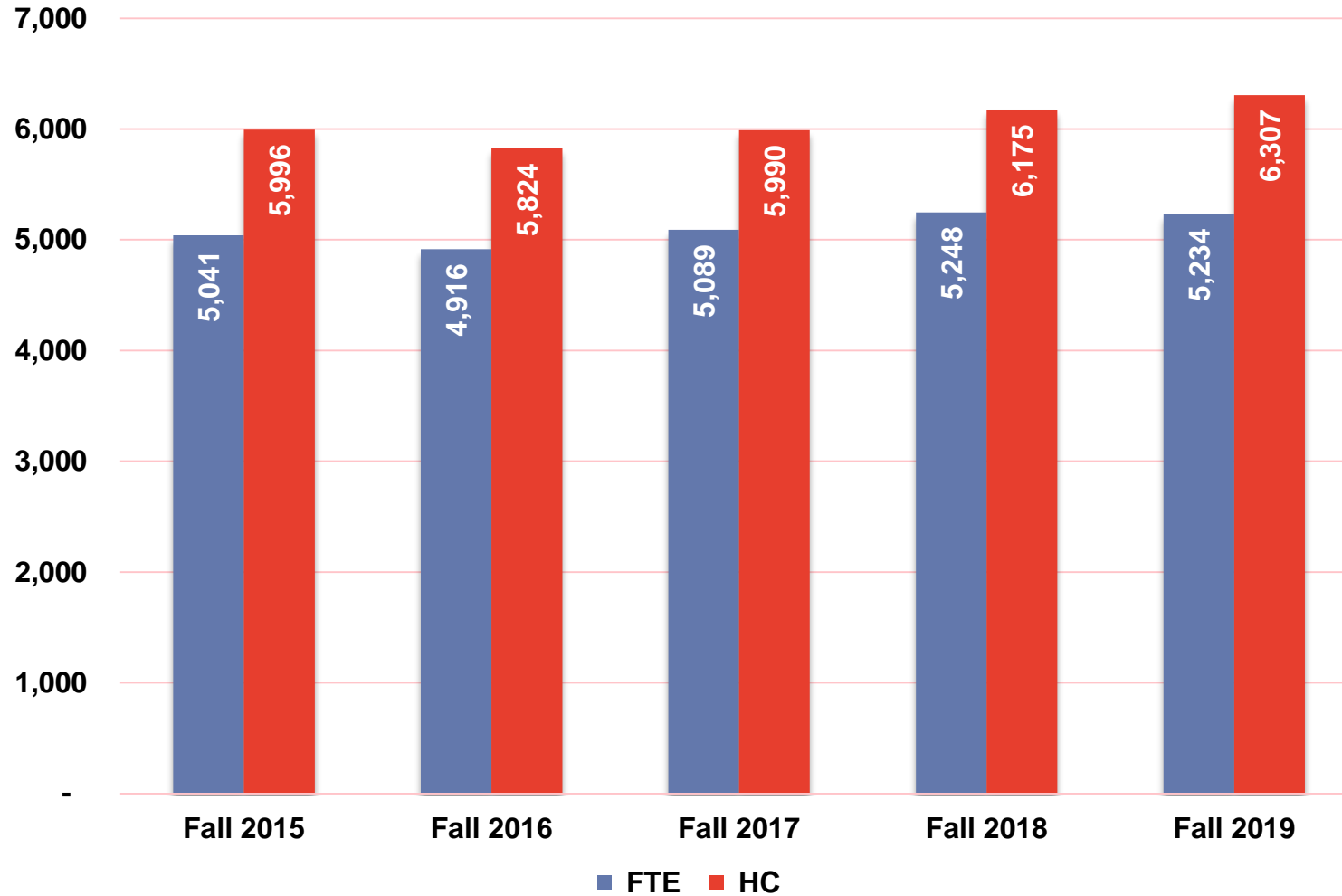


UNIVERSITY OF  
**South Carolina**  
UPSTATE

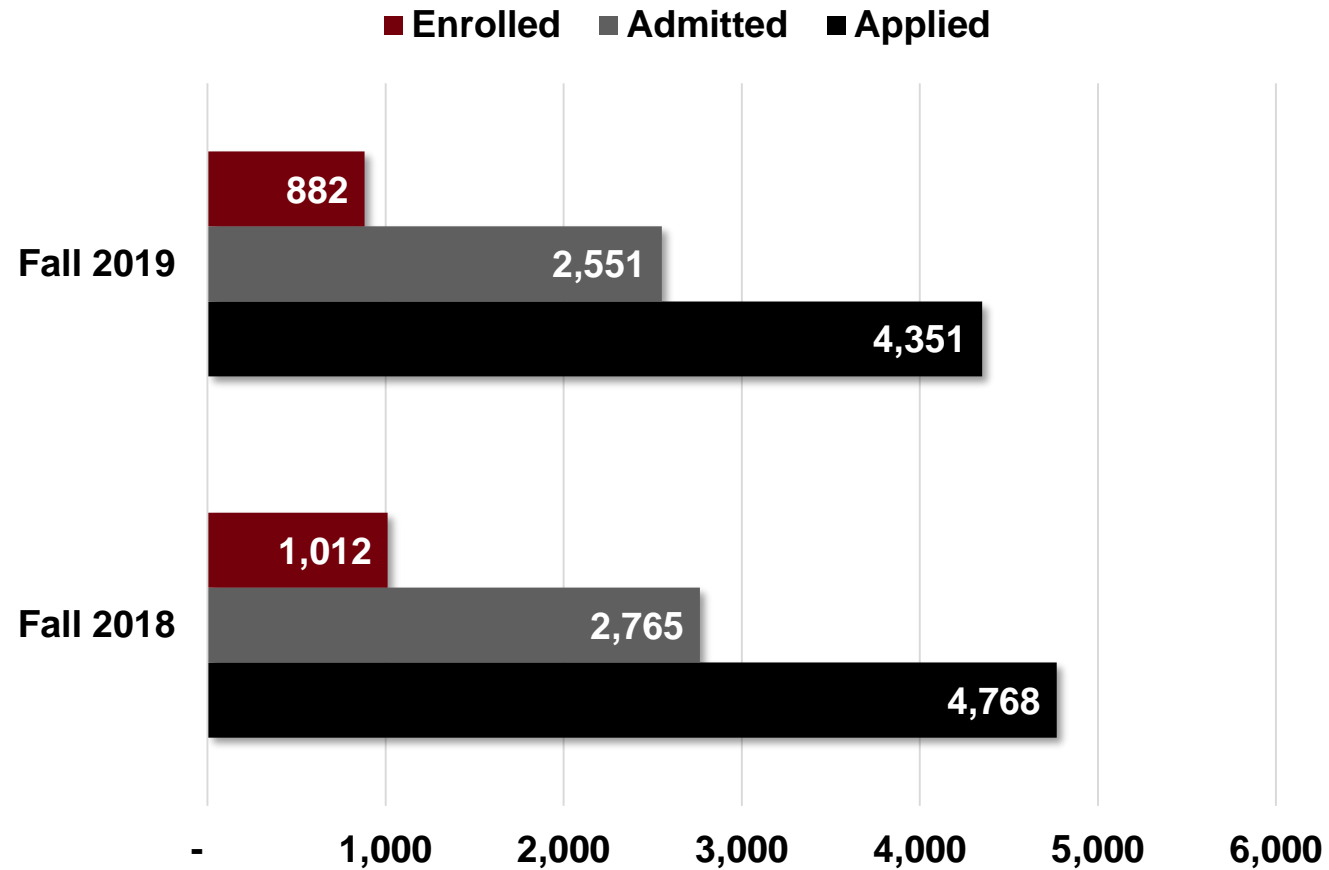


**Uof  
SC** South Carolina

# USC UPSTATE ENROLLMENT



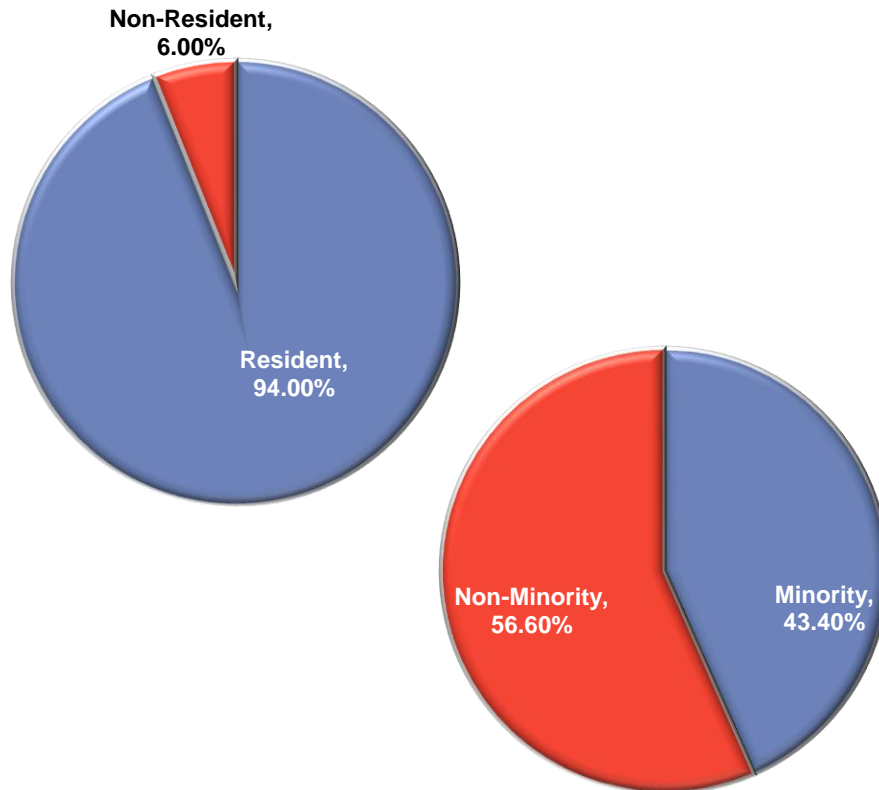
# USC UPSTATE ENROLLMENT SUMMARY



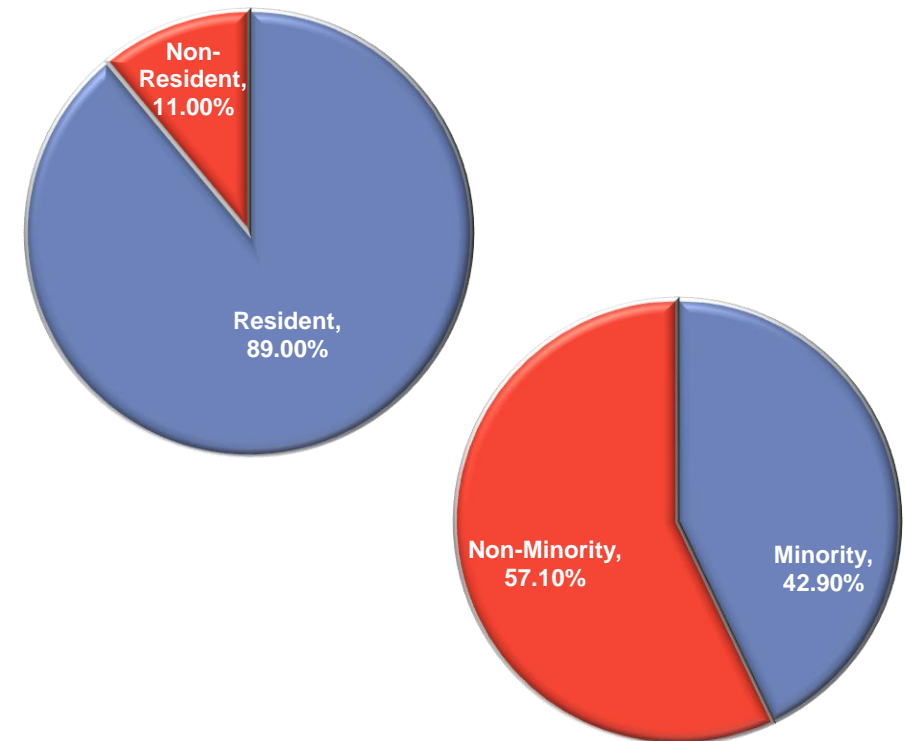


# USC UPSTATE ENROLLMENT SUMMARY

Fall 2018

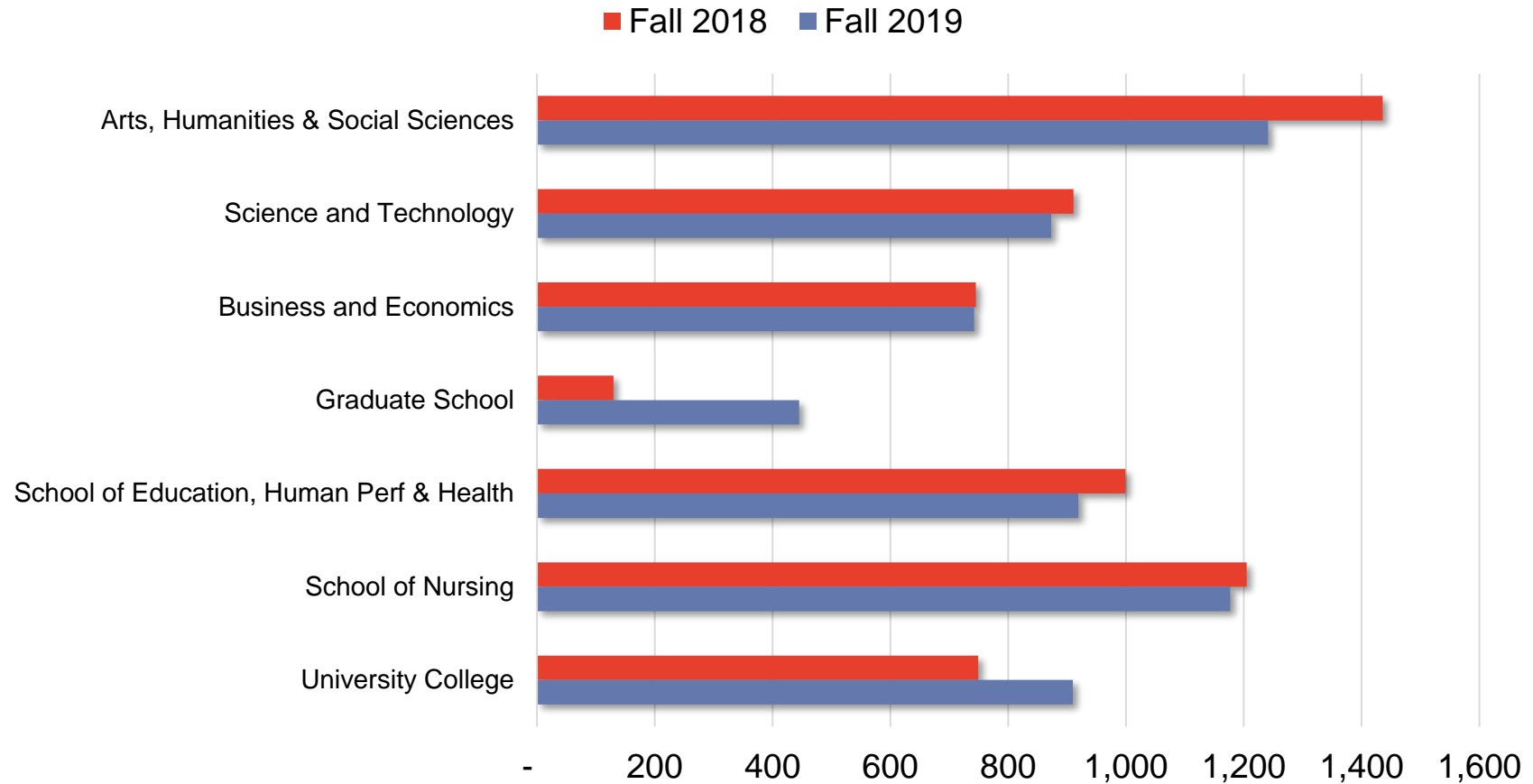


Fall 2019

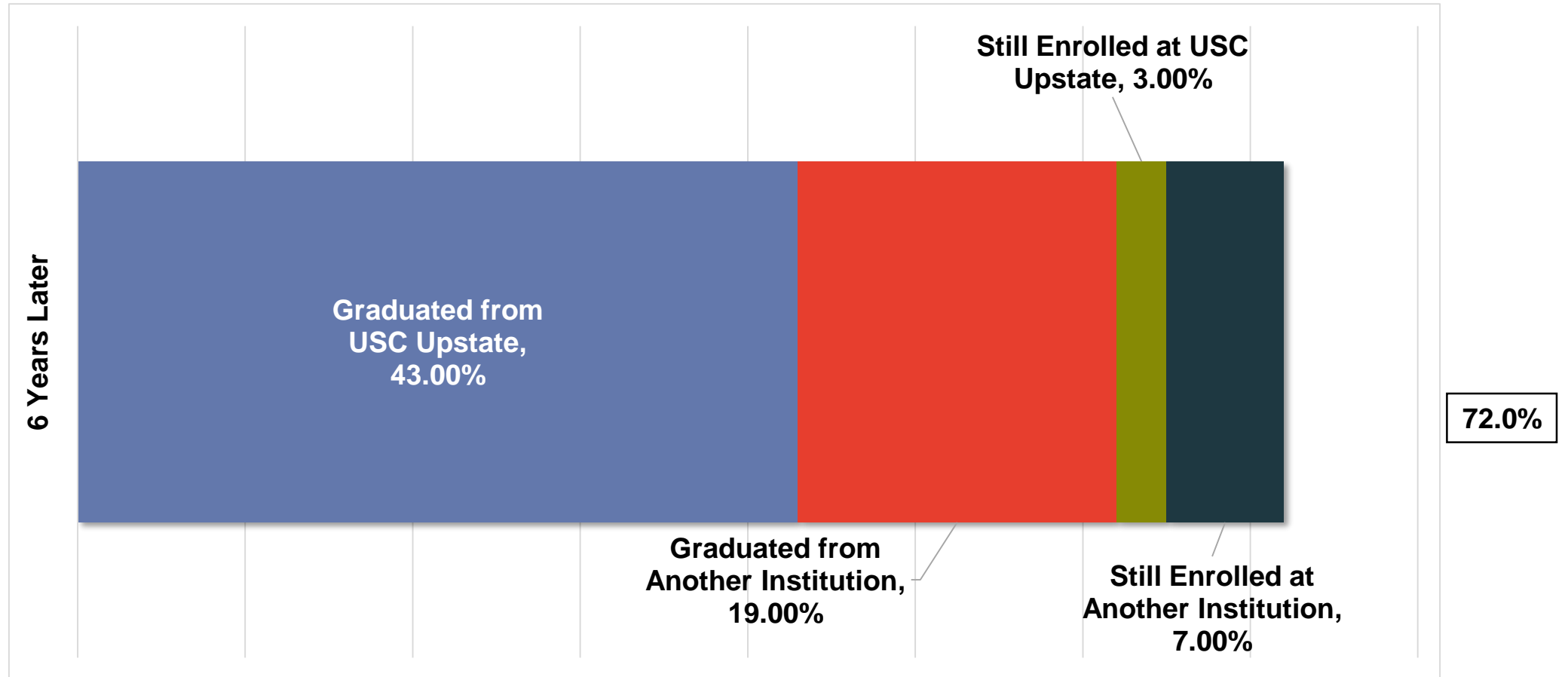


Residency based on student's legal residency. Non-resident includes student with residency exceptions such as academic common market, military, veterans and their dependents, and reciprocity agreements.

# USC UPSTATE ENROLLMENT BY COLLEGE



# USC UPSTATE SUCCESS RATES

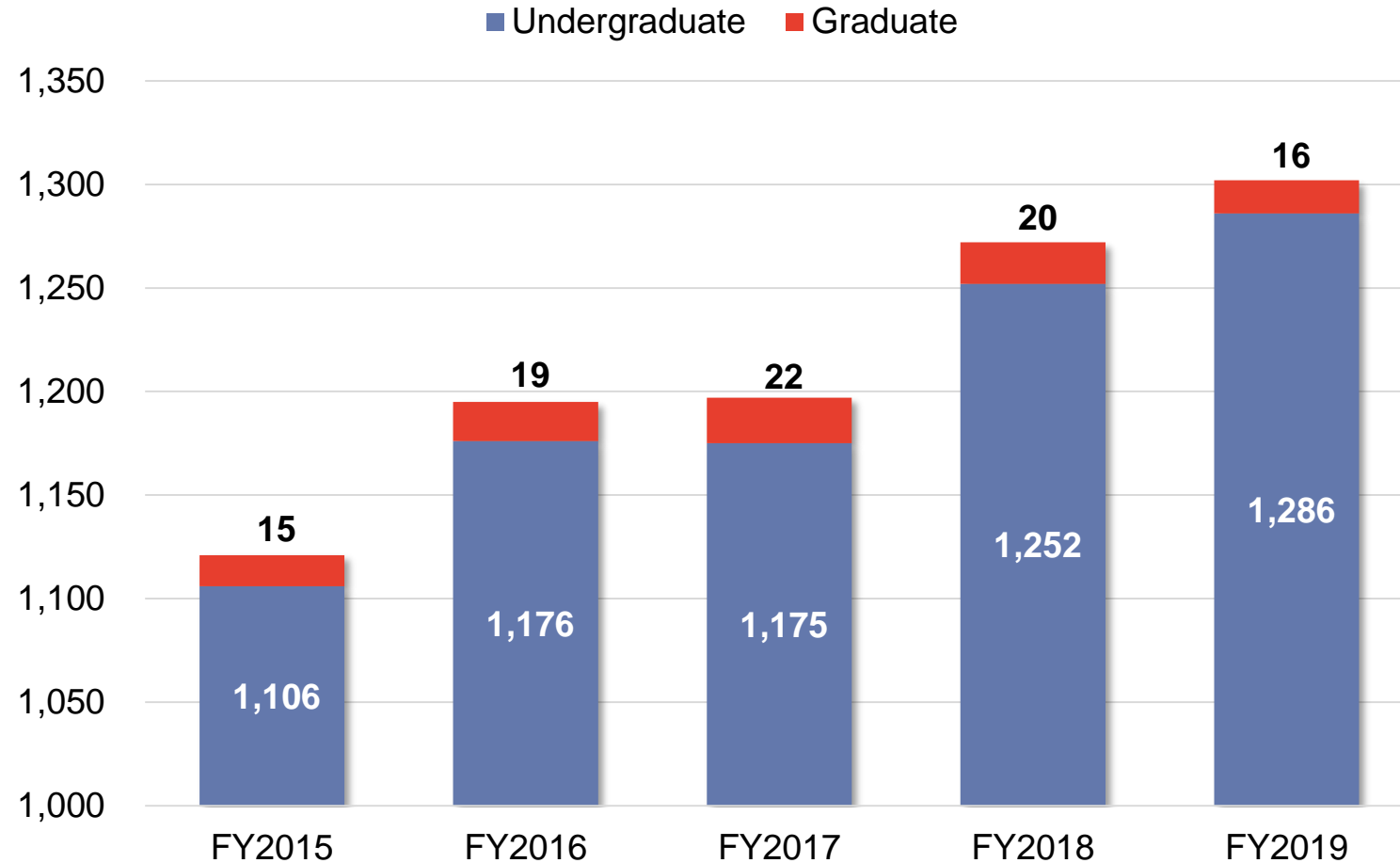


28,710 # of Alumni  
24,320 # of Alumni in SC

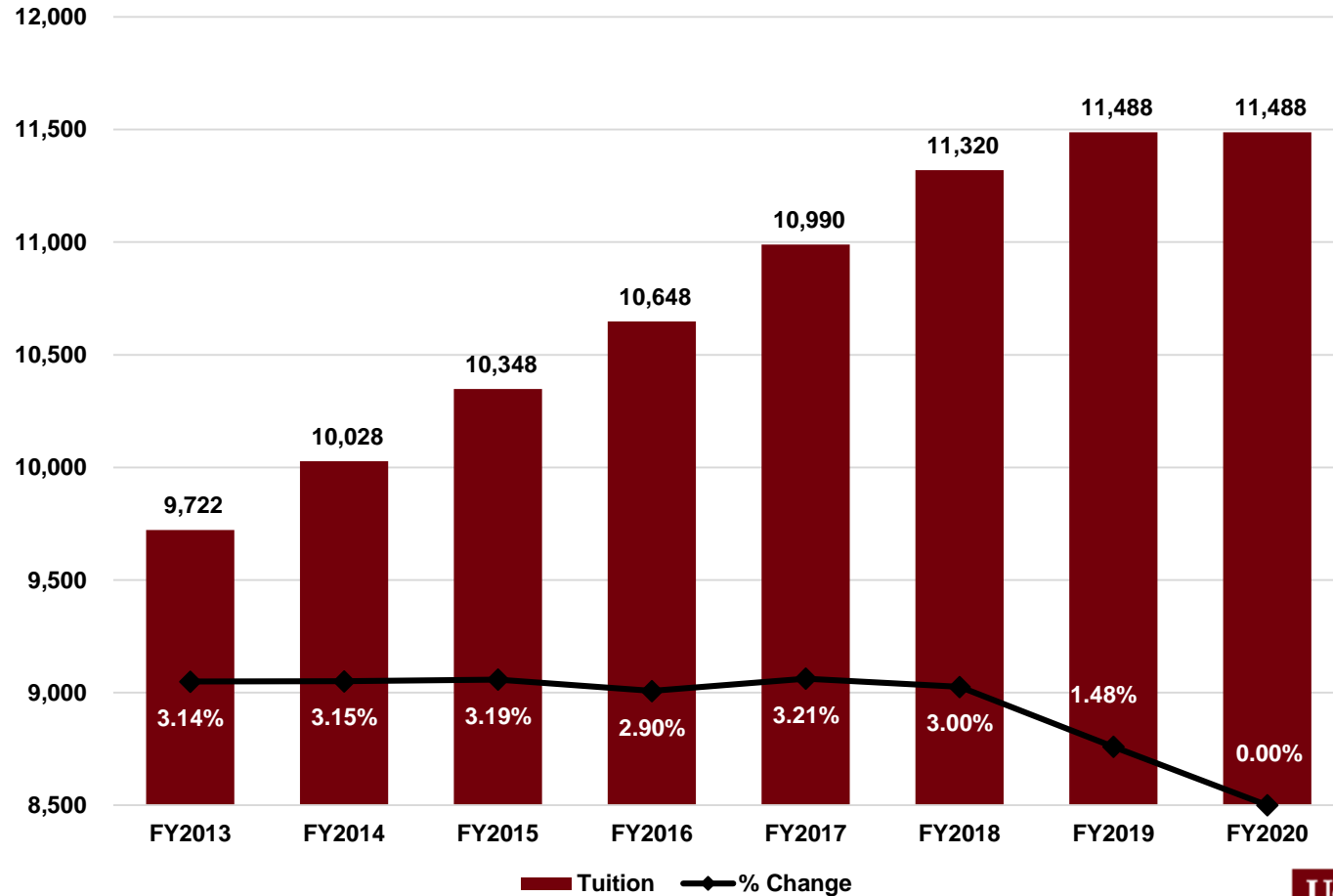
# USC UPSTATE GRADUATION RATES



# USC UPSTATE DEGREES AWARDED



# USC UPSTATE IN-STATE UNDERGRADUATE TUITION & REQUIRED FEES



# USC UPSTATE

## UNDERGRADUATE TUITION & FEES PER SEMESTER

2018-2019	\$ Change	2019-2020
-----------	-----------	-----------

USC Upstate			
<b>Resident Undergraduate Tuition</b>			
Educational & General	\$ 4,605.00	-	\$ 4,605.00
Institutional Bond	295.00	-	295.00
Renovation Reserve	85.00	-	85.00
Campus Activity	144.00	-	144.00
Athletics Activity	475.00	-	475.00
<b>Total Resident Undergraduate Tuition</b>	<b>\$ 5,604.00</b>	<b>-</b>	<b>\$ 5,604.00</b>
Technology Fee	140.00	-	140.00
<b>Total Required Tuition and Fees</b>	<b>\$ 5,744.00</b>	<b>-</b>	<b>\$ 5,744.00</b>
<b>Non-Resident Undergraduate Tuition</b>			
Educational & General	\$ 10,356.00	-	\$ 10,356.00
Institutional Bond	295.00	-	295.00
Renovation Reserve	85.00	-	85.00
Campus Activity	144.00	-	144.00
Athletics Activity	475.00	-	475.00
<b>Total Resident Undergraduate Tuition</b>	<b>\$ 11,355.00</b>	<b>-</b>	<b>\$ 11,355.00</b>
Technology Fee	140.00	-	140.00
<b>Total Required Tuition and Fees</b>	<b>\$ 11,495.00</b>	<b>-</b>	<b>\$ 11,495.00</b>

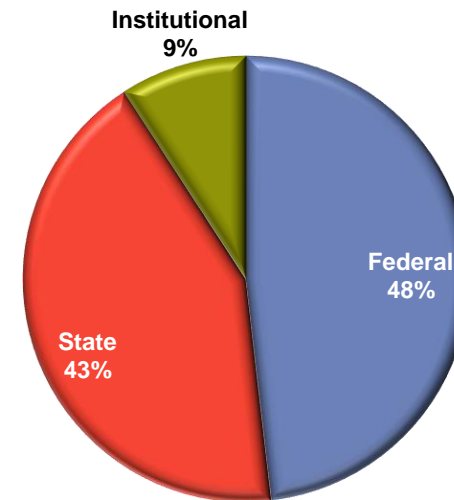
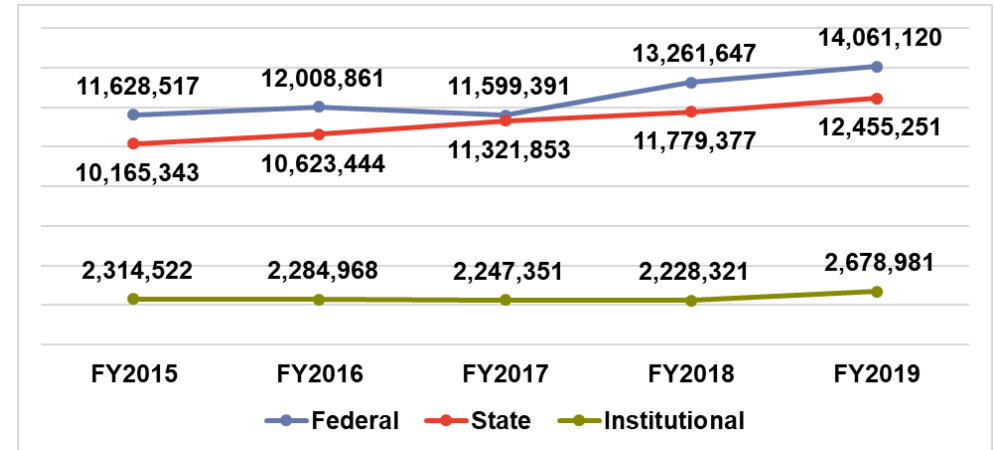
# USC UPSTATE FY2019 SCHOLARSHIPS AND GRANTS

Federal	# Students	FY2019
Pell Grant	2,662	\$ 13,622,384
SEOG Grant	940	371,200
Other (TEACH Grant)	18	67,536
<b>Federal Totals</b>	<b>3,620</b>	<b>\$ 14,061,120</b>

State	# Students	FY2019
LIFE Scholarship	1,206	\$ 5,942,500
LIFE Scholarship Enhancement	334	2,467,500
Palmetto Fellows Scholarship	71	485,363
Palmetto Fellows Scholarship Enhancement	35	350,000
HOPE Scholarship	351	964,053
SC Need Based Grant	780	1,866,037
National Guard Grant	35	154,648
SC Teaching Fellows	42	225,150
<b>State Totals</b>	<b>2,854</b>	<b>\$ 12,455,251</b>

Institutional	# Students	FY2019
Internal Awards Academic	578	\$ 956,250
Internal Awards Athletic	370	1,722,731
<b>Institutional Totals</b>	<b>948</b>	<b>\$ 2,678,981</b>

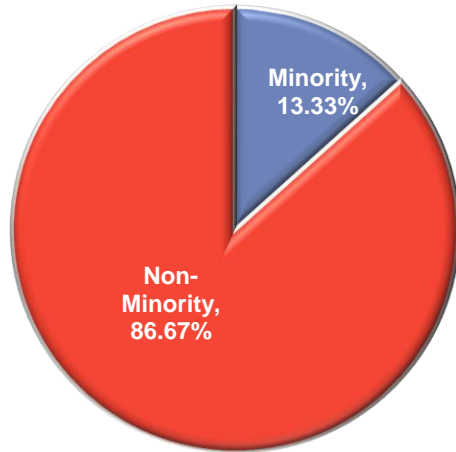
<b>Total Scholarship and Grant Aid</b>	<b>\$ 29,195,352</b>
--	----------------------





# USC UPSTATE MINORITY OVERVIEW

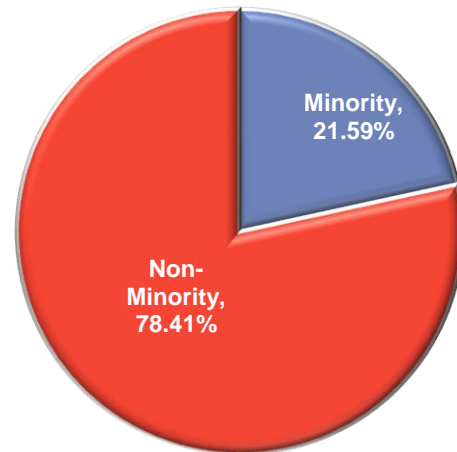
## ADMINISTRATION



## ADMINISTRATION

Total Administration	15
Number Minority	2
% Minority	13.33%

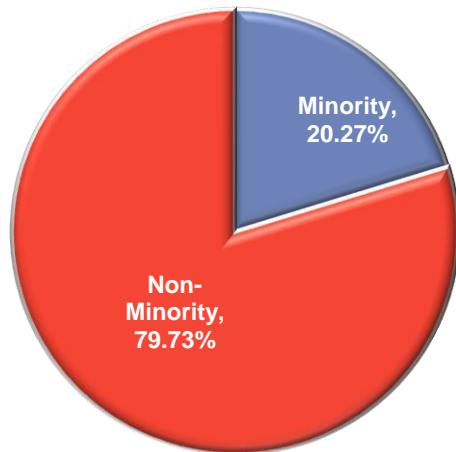
## FTEs



## FTEs

Total FTEs	681
Number Minority	147
% Minority	21.59%

## EMPLOYEES



## EMPLOYEES

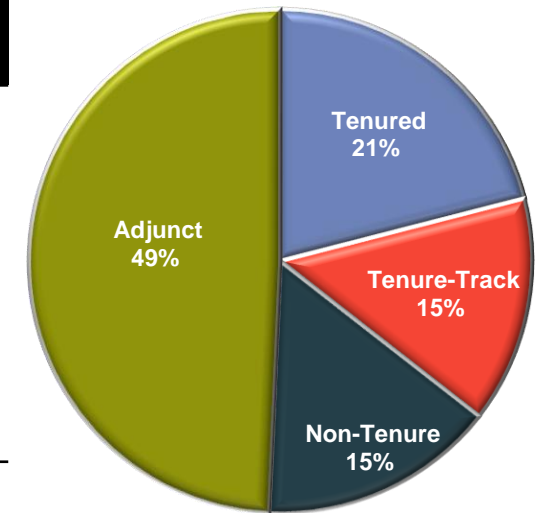
All Employees	962
Number Minority	195
% Minority	20.27%

# USC UPSTATE FACULTY-STUDENT RATIO

College	Ratio
School of Business Administration	1:23
School of Education	1:20
School of Nursing	1:20
College of Sciences & Engineering	1:10
College of Arts, Humanities, & Social Sciences	1:13

# USC UPSTATE TENURED VS. NON-TENURED FACULTY OVERVIEW

College	Tenured	Tenure-Track	Non-Tenure	Adjunct	Total
Arts, Humanities & Social Science	46	24	14	97	181
College of Business & Economics	7	12	7	10	36
College of Science & Technology	24	14	19	39	96
School of Education, Human Perf & Health	16	10	5	56	87
School of Nursing	3	9	28	38	78
Univ College/Library/Other	8	3	2	4	17
<b>Overall Institution</b>	<b>104</b>	<b>72</b>	<b>75</b>	<b>244</b>	<b>495</b>



# USC UPSTATE 4% FEE WAIVER

4% Fee Waiver		
	2018-19	2019-20
<b>Terms used</b>		
Fall	2017	2018
Spring	2018	2019
<b>Credit Hour Production (Undergraduates)</b>		
Fall	75,174	78,006
Spring	69,541	70,129
<b>Total Credit Hour Production</b>	144,715	148,135
Full-time Fee Divisor	12	12
Equivalent Number of Full Fees	12,060	12,345
<b>Full Fee Rate (Excluding Bonding)</b>		
<b>Total</b>	\$ 5,549	\$ 5,549
<b>Full Fee Revenue</b>		
<b>Total</b>	\$ 66,918,628	\$ 68,500,093
Authorized Waiver Percentage	4%	4%
Authorized Fee Waiver Amount	\$ 2,676,745	\$ 2,740,004
<b>Fee Waiver Commitment</b>		
Budgeted for Waiver Scholarships	\$ 750,000	\$ 900,000
Budgeted Waiver Percentage	1.12%	1.31%
Waiver Scholarships Awarded	\$ 671,416	-
Stimulus Funded Waiver Scholarships	-	-
<b>Total Waivers</b>	\$ 671,416	\$ -
Actual Waiver Percentage	1.00%	0.00%
Undergraduate Full-time Fee Rate	\$ 11,098	\$ 11,098
Full-time Equivalent Scholarships	60	-

# USC UPSTATE FEE WAIVERS & ABATEMENTS

Class	FY2017			FY2018			FY2019		
	# Students	Non-Resident	Resident	# Students	Non-Resident	Resident	# Students	Non-Resident	Resident
<b>4% Fee Waivers</b>									
Freshmen	219	197	22	186	167	19	183	163	20
Sophomore	56	46	10	22	17	5	81	68	13
Junior	82	62	20	89	64	25	68	58	10
Senior	75	53	22	112	83	29	106	87	19
Other	-	-	-	-	-	-	-	-	-
<b>Total</b>	<b>432</b>	<b>358</b>	<b>74</b>	<b>409</b>	<b>331</b>	<b>78</b>	<b>438</b>	<b>376</b>	<b>62</b>
<b>Abatements - Full</b>									
Freshmen	62	2	60	52	1	51	40	-	40
Sophomore	39	-	39	40	1	39	20	-	20
Junior	28	3	25	31	-	31	33	-	33
Senior	19	2	17	24	-	24	34	1	33
Other	54	2	52	67	57	10	48	43	5
<b>Total</b>	<b>202</b>	<b>9</b>	<b>193</b>	<b>214</b>	<b>59</b>	<b>155</b>	<b>175</b>	<b>44</b>	<b>131</b>
<b>Abatements - Partial</b>									
Freshmen	30	3	27	23	-	23	38	-	38
Sophomore	13	-	13	17	-	17	18	-	18
Junior	21	2	19	21	-	21	17	-	17
Senior	23	3	20	25	-	25	25	-	25
Other	-	-	-	-	-	-	-	-	-
<b>Total</b>	<b>87</b>	<b>8</b>	<b>79</b>	<b>86</b>	<b>-</b>	<b>86</b>	<b>98</b>	<b>-</b>	<b>98</b>

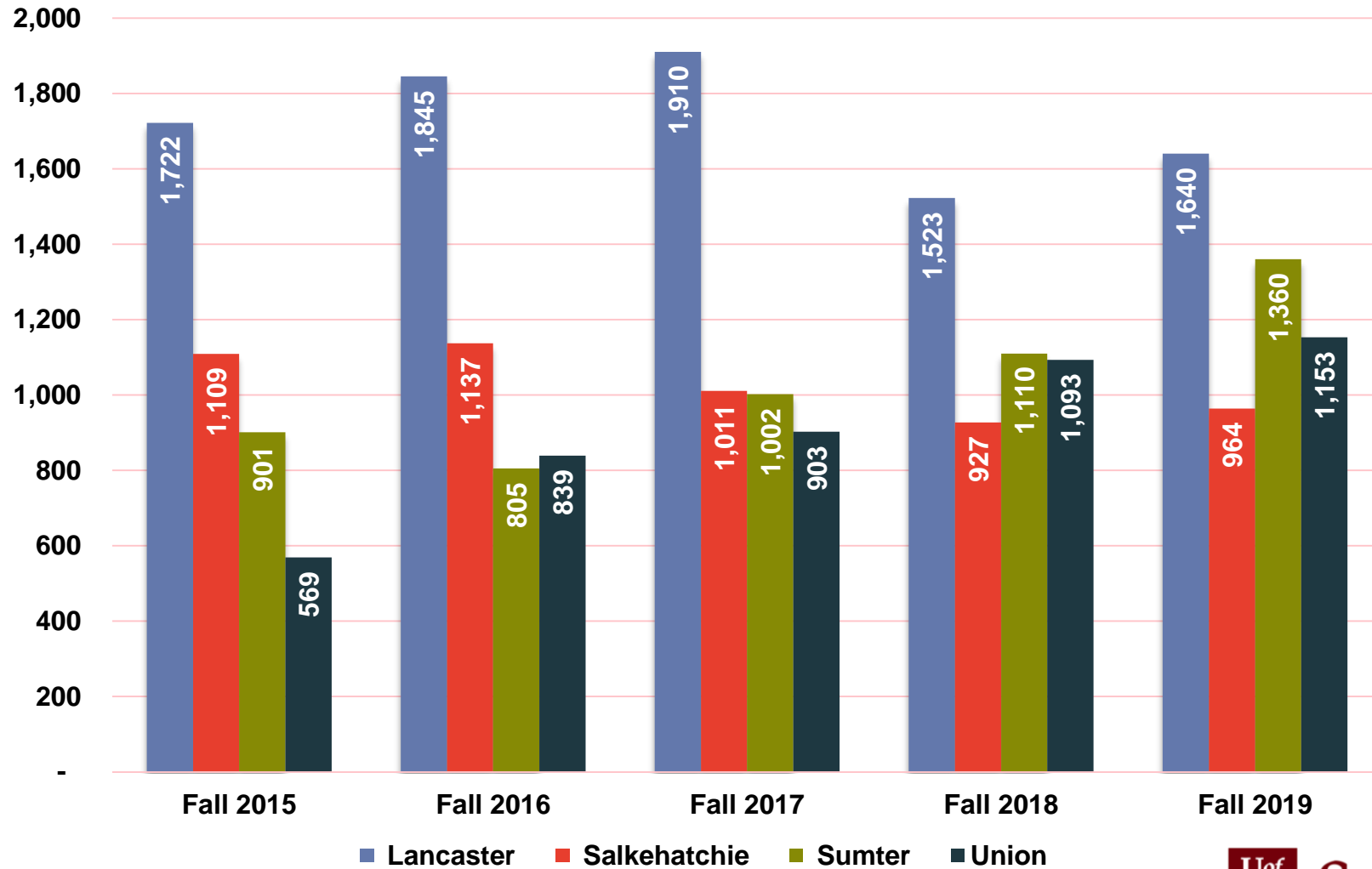


UNIVERSITY OF  
**South Carolina**  
PALMETTO COLLEGE

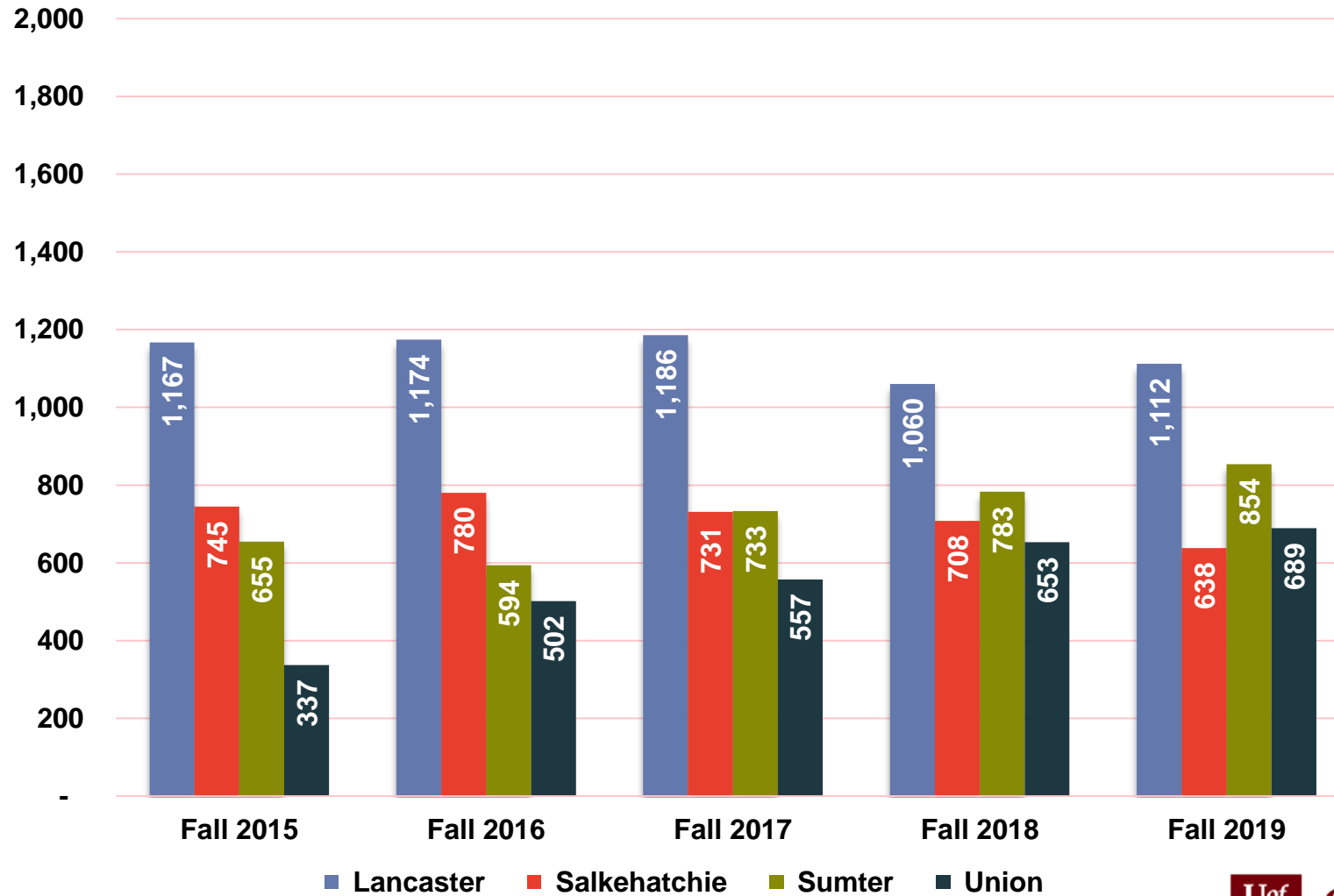


**Uof SC** South Carolina

# USC PALMETTO COLLEGE HEADCOUNT ENROLLMENT

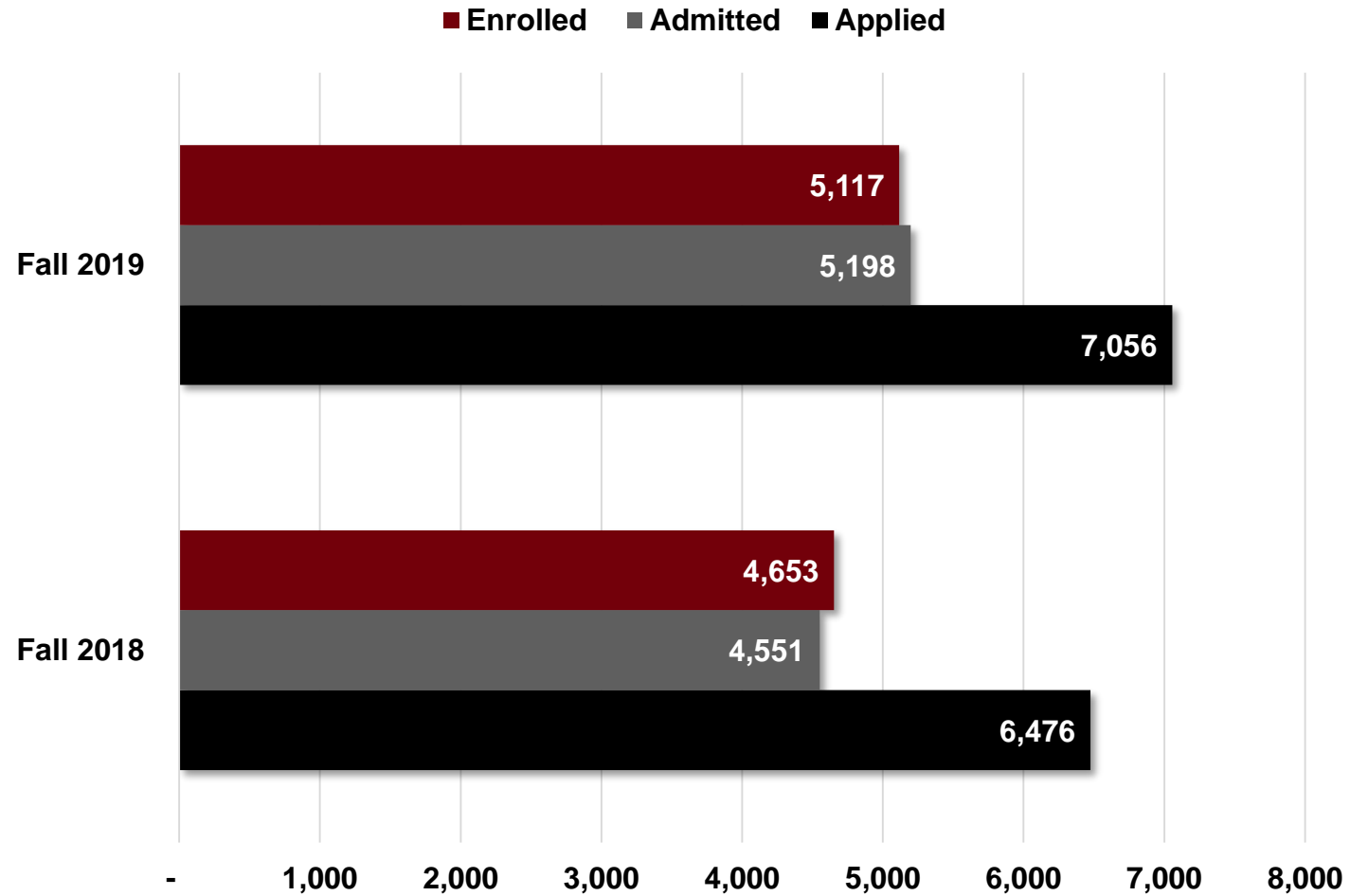


# USC PALMETTO COLLEGE FTE ENROLLMENT



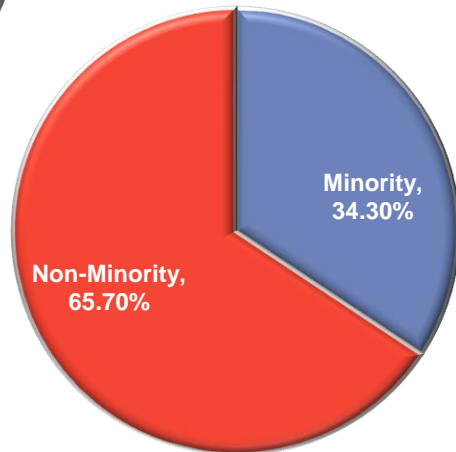
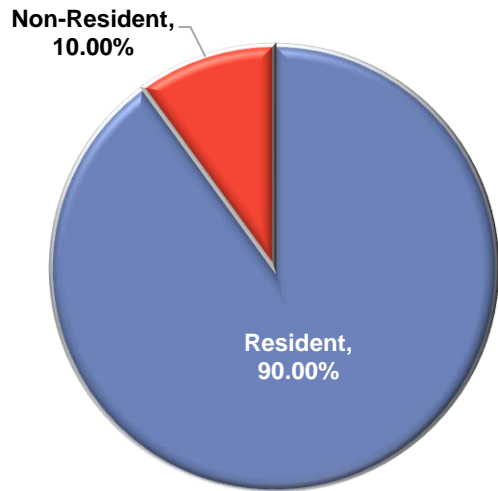


# USC PALMETTO COLLEGE ENROLLMENT SUMMARY

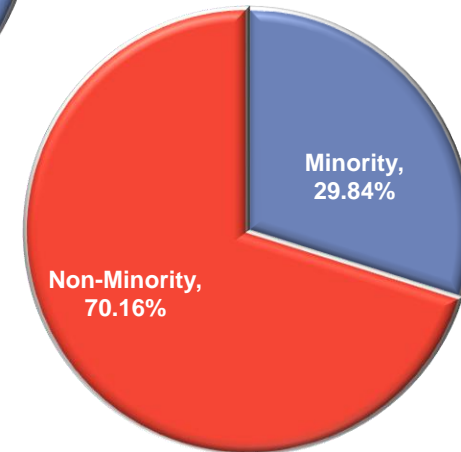
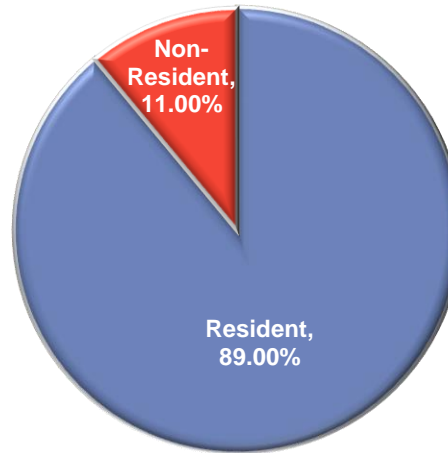


# USC PALMETTO COLLEGE ENROLLMENT SUMMARY

Fall 2018

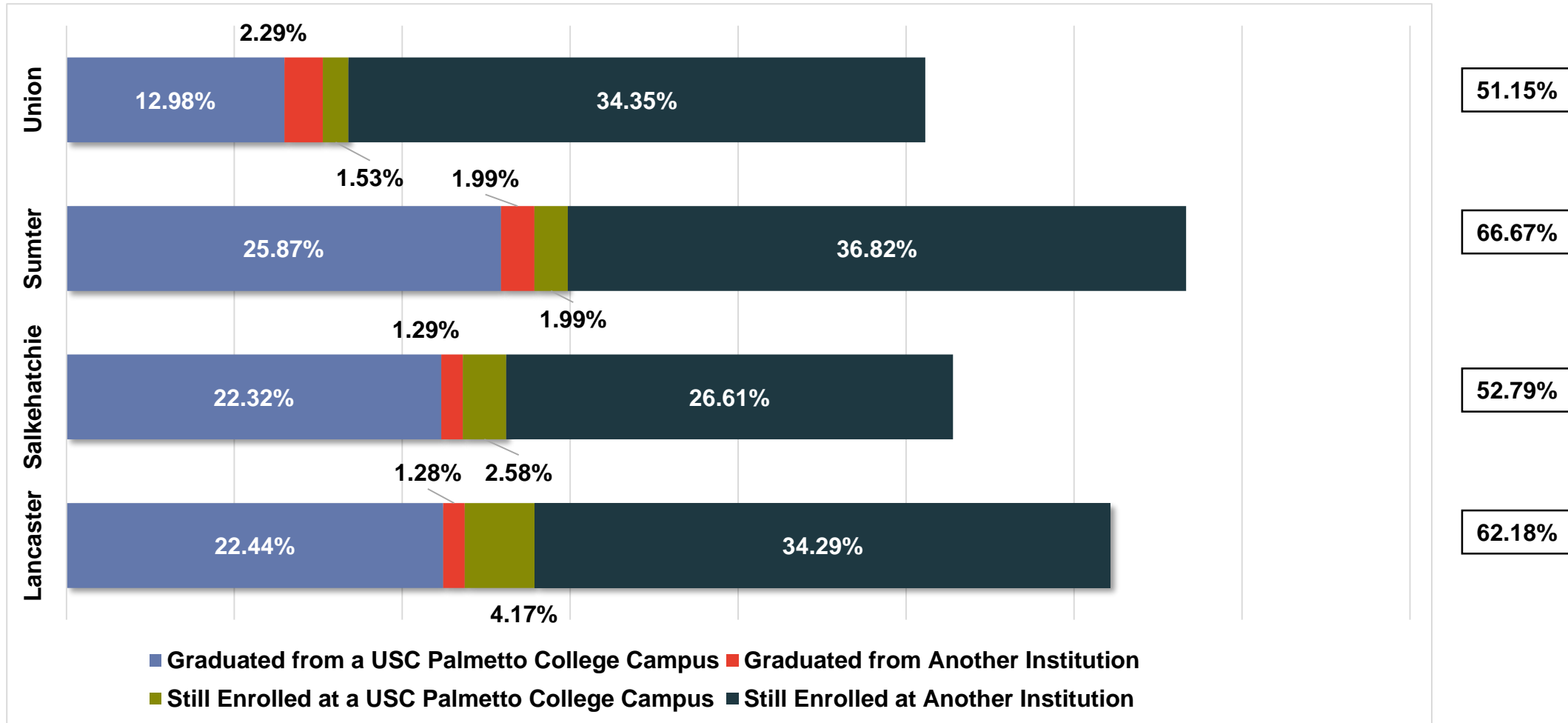


Fall 2019



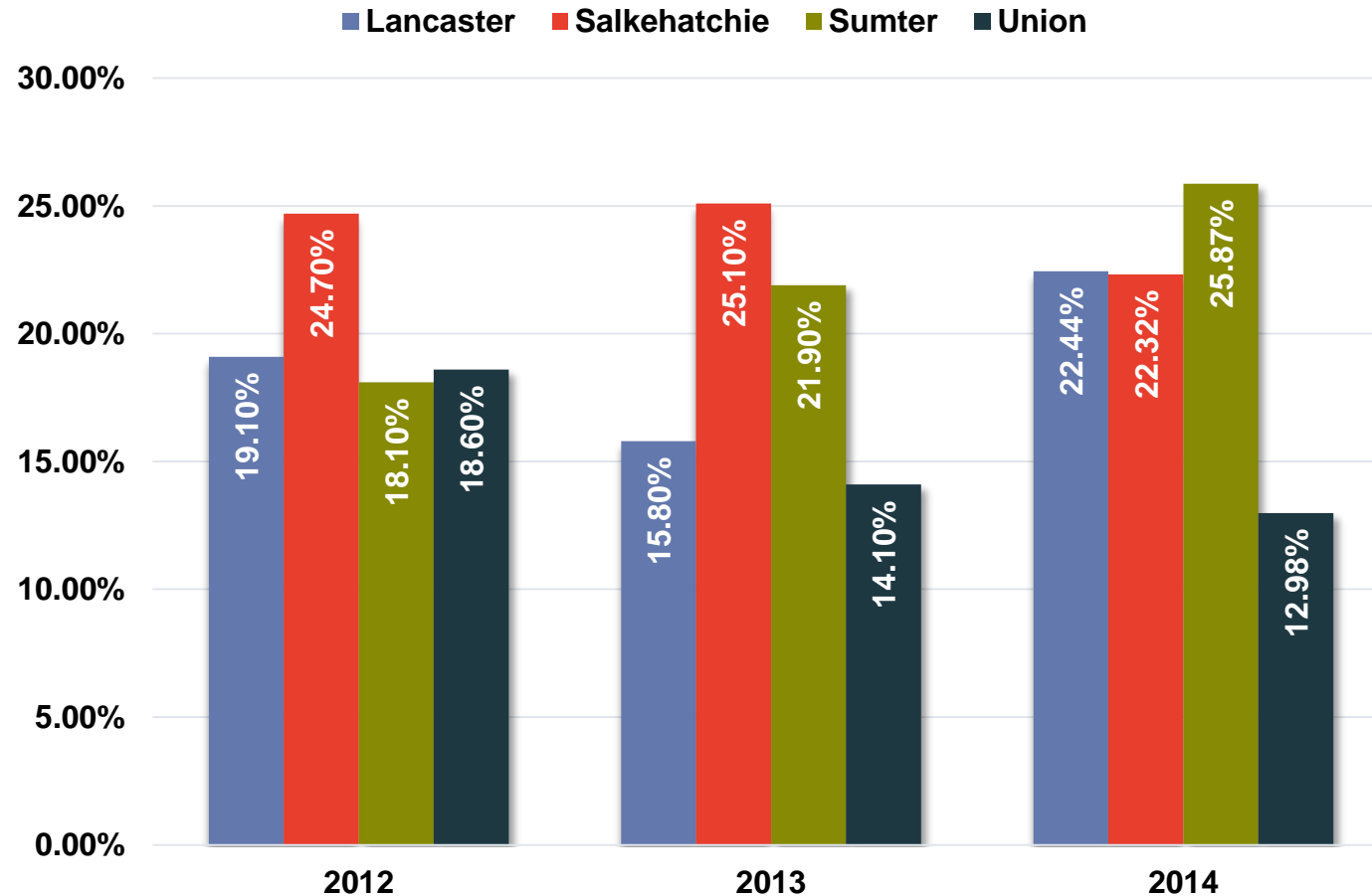
Residency based on student's legal residency. Non-resident includes student with residency exceptions such as academic common market, military, veterans and their dependents, and reciprocity agreements.

# USC PALMETTO COLLEGE SUCCESS RATE

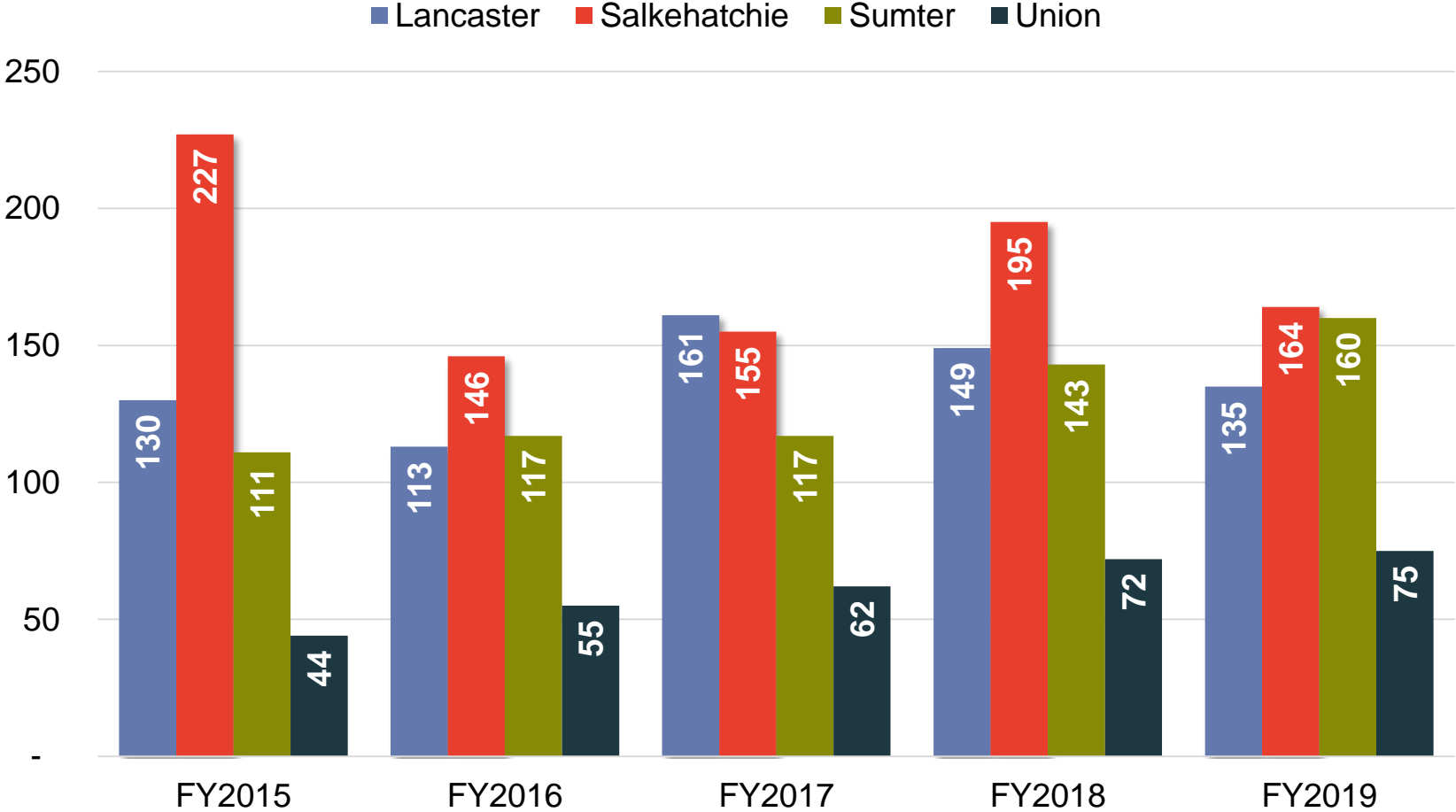


14,827 # of Alumni  
12,235 # of Alumni in SC

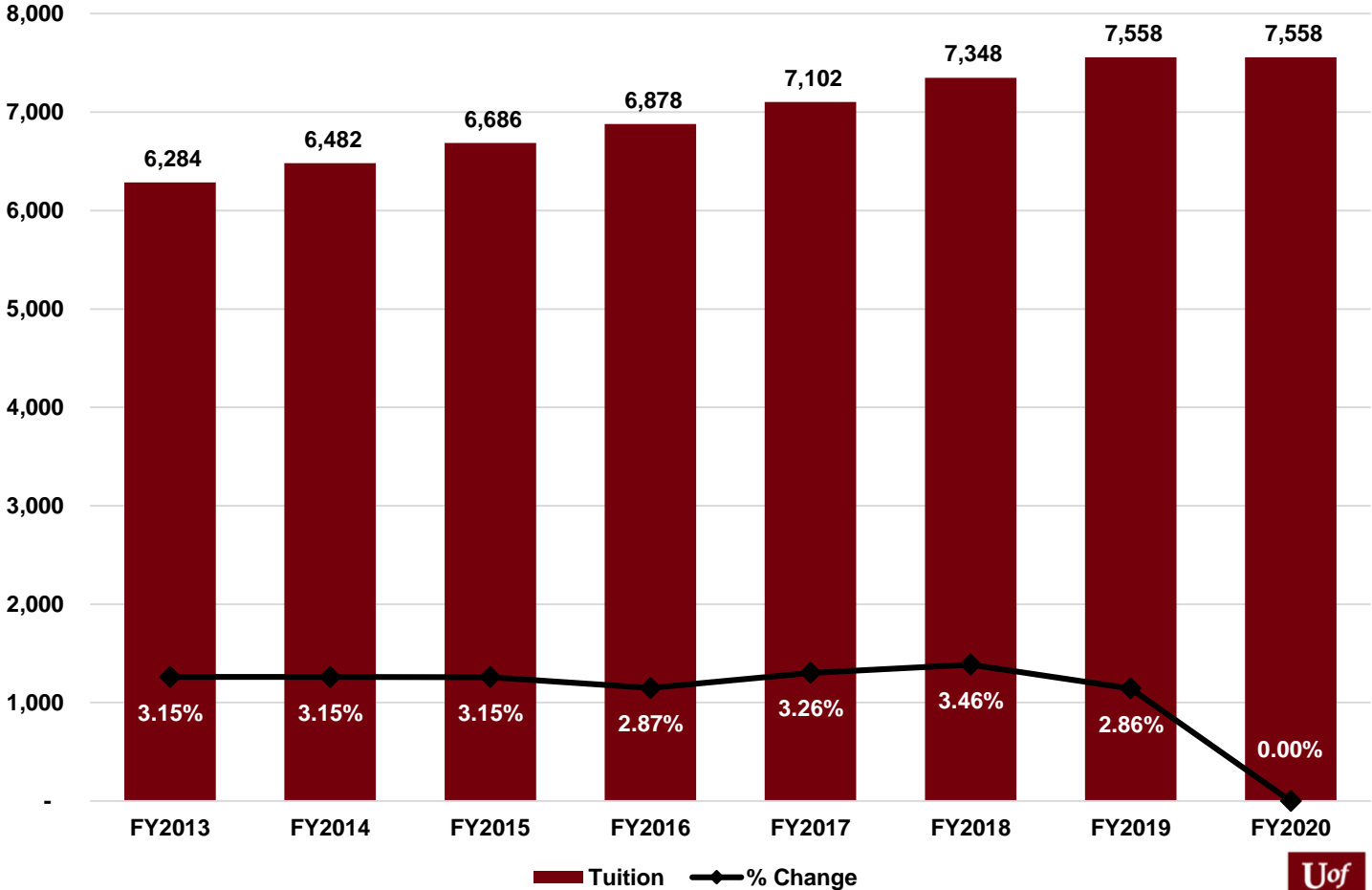
# USC PALMETTO COLLEGE GRADUATION RATE



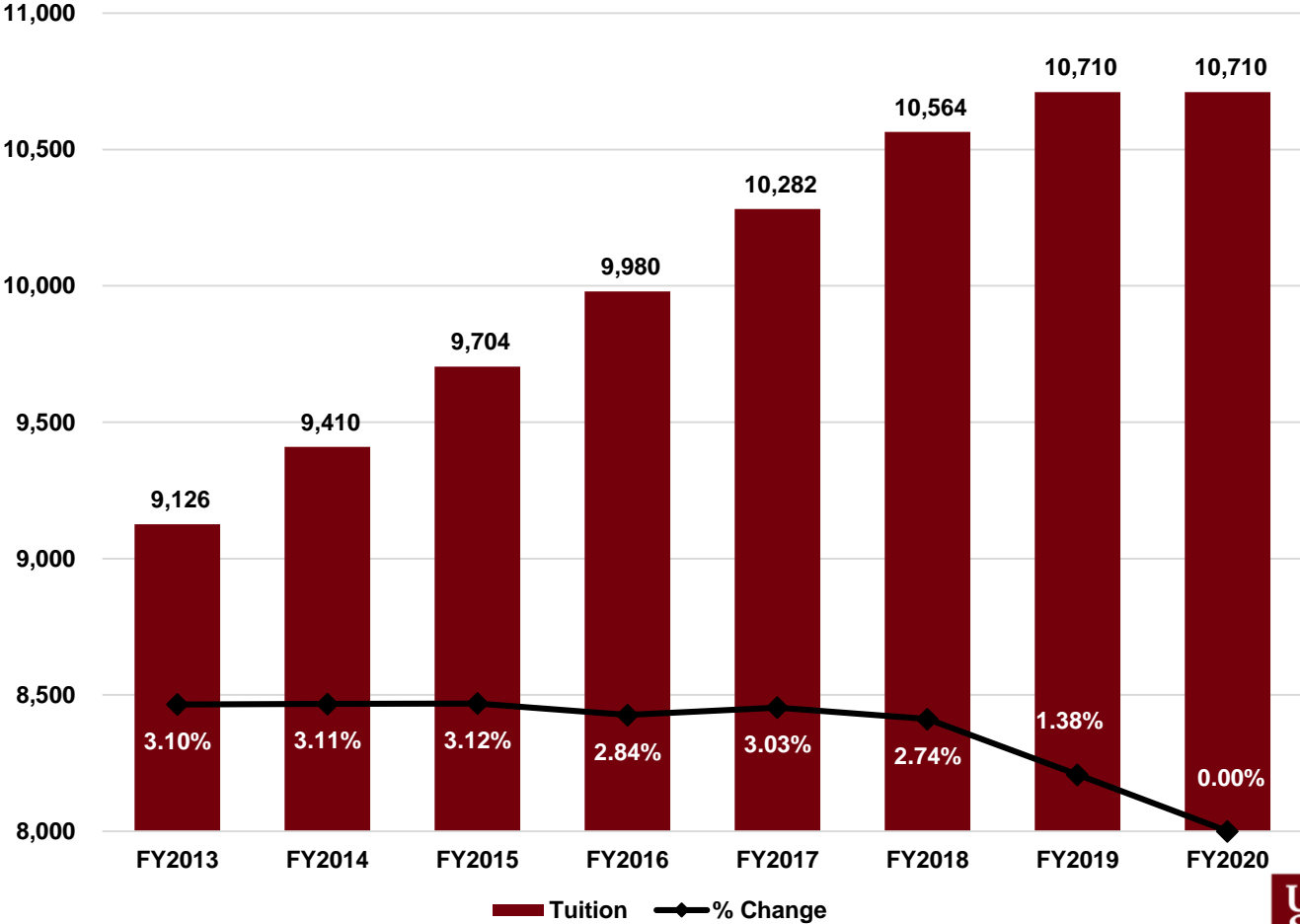
# USC PALMETTO COLLEGE DEGREES AWARDED



# USC PALMETTO REGIONAL COLLEGES IN-STATE UNDERGRADUATE TUITION & REQUIRED FEES



# USC PALMETTO COLLEGE ONLINE IN-STATE UNDERGRADUATE TUITION & REQUIRED FEES



# USC LANCASTER

## UNDERGRADUATE TUITION & FEES PER SEMESTER

2018-2019	\$ Change	2019-2020
-----------	-----------	-----------

USC Lancaster			
<b>Resident Undergraduate Tuition</b>			
Educational & General	\$ 3,265.50	\$ (26.50)	\$ 3,239.00
Renovation Reserve	48.50	1.50	50.00
Campus Activity	40.00	5.00	45.00
Athletics Activity	175.00	20.00	195.00
Gregory Wellness Center	50.00	-	50.00
<b>Total Resident Undergraduate Tuition</b>	<b>\$ 3,579.00</b>	<b>\$ -</b>	<b>\$ 3,579.00</b>
Technology Fee	200.00	-	200.00
<b>Total Required Tuition and Fees</b>	<b>\$ 3,779.00</b>	<b>\$ -</b>	<b>\$ 3,779.00</b>
<b>Non-Resident Undergraduate Tuition</b>			
Educational & General	\$ 8,605.50	\$ (26.50)	\$ 8,579.00
Renovation Reserve	48.50	1.50	50.00
Campus Activity	40.00	5.00	45.00
Athletics Activity	175.00	20.00	195.00
Gregory Wellness Center	50.00	-	50.00
<b>Total Resident Undergraduate Tuition</b>	<b>\$ 8,919.00</b>	<b>\$ -</b>	<b>\$ 8,919.00</b>
Technology Fee	200.00	-	200.00
<b>Total Required Tuition and Fees</b>	<b>\$ 9,119.00</b>	<b>\$ -</b>	<b>\$ 9,119.00</b>



# USC SALKEHATCHIE

## UNDERGRADUATE TUITION & FEES PER SEMESTER

2018-2019	\$ Change	2019-2020
-----------	-----------	-----------

USC Salkehatchie			
<b>Resident Undergraduate Tuition</b>			
Educational & General	\$ 3,472.00	\$ -	\$ 3,472.00
Renovation Reserve	34.00	-	34.00
Campus Activity	8.00	-	8.00
Athletics Activity	60.00	-	60.00
Student Government Activities	5.00	-	5.00
<b>Total Resident Undergraduate Tuition</b>	<b>\$ 3,579.00</b>	<b>\$ -</b>	<b>\$ 3,579.00</b>
Technology Fee	200.00	-	200.00
<b>Total Required Tuition and Fees</b>	<b>\$ 3,779.00</b>	<b>\$ -</b>	<b>\$ 3,779.00</b>
<b>Non-Resident Undergraduate Tuition</b>			
Educational & General	\$ 8,812.00	\$ -	\$ 8,812.00
Renovation Reserve	34.00	-	34.00
Campus Activity	8.00	-	8.00
Athletics Activity	60.00	-	60.00
Student Government Activities	5.00	-	5.00
<b>Total Resident Undergraduate Tuition</b>	<b>\$ 8,919.00</b>	<b>\$ -</b>	<b>\$ 8,919.00</b>
Technology Fee	200.00	-	200.00
<b>Total Required Tuition and Fees</b>	<b>\$ 9,119.00</b>	<b>\$ -</b>	<b>\$ 9,119.00</b>



South Carolina

# USC SUMTER

## UNDERGRADUATE TUITION & FEES PER SEMESTER

	2018-2019	\$ Change	2019-2020
<b>USC Sumter</b>			
<b>Resident Undergraduate Tuition</b>			
Educational & General	\$ 3,353.00	\$ -	\$ 3,353.00
Renovation Reserve	40.00	-	40.00
Athletics Activity	140.00	-	140.00
Campus Activity	46.00	-	46.00
Total Resident Undergraduate Tuition	\$ 3,579.00	\$ -	\$ 3,579.00
Technology Fee	200.00	-	200.00
<b>Total Required Tuition and Fees</b>	<b>\$ 3,779.00</b>	<b>\$ -</b>	<b>\$ 3,779.00</b>
<b>Non-Resident Undergraduate Tuition</b>			
Educational & General	\$ 8,693.00	\$ -	\$ 8,693.00
Renovation Reserve	40.00	-	40.00
Athletics Activity	140.00	-	140.00
Campus Activity	46.00	-	46.00
Total Resident Undergraduate Tuition	\$ 8,919.00	\$ -	\$ 8,919.00
Technology Fee	200.00	-	200.00
<b>Total Required Tuition and Fees</b>	<b>\$ 9,119.00</b>	<b>\$ -</b>	<b>\$ 9,119.00</b>

# USC UNION

## UNDERGRADUATE TUITION & FEES PER SEMESTER

	2018-2019	\$ Change	2019-2020
<b>USC Union</b>			
<b>Resident Undergraduate Tuition</b>			
Educational & General	\$ 3,344.00	\$ -	\$ 3,344.00
Renovation Reserve	50.00	-	50.00
Campus Activity	185.00	-	185.00
<b>Total Resident Undergraduate Tuition</b>	<b>\$ 3,579.00</b>	<b>\$ -</b>	<b>\$ 3,579.00</b>
Technology Fee	200.00	-	200.00
<b>Total Required Tuition and Fees</b>	<b>\$ 3,779.00</b>	<b>\$ -</b>	<b>\$ 3,779.00</b>
<b>Non-Resident Undergraduate Tuition</b>			
Educational & General	\$ 8,684.00	\$ -	\$ 8,684.00
Renovation Reserve	50.00	-	50.00
Campus Activity	185.00	-	185.00
<b>Total Resident Undergraduate Tuition</b>	<b>\$ 8,919.00</b>	<b>\$ -</b>	<b>\$ 8,919.00</b>
Technology Fee	200.00	-	200.00
<b>Total Required Tuition and Fees</b>	<b>\$ 9,119.00</b>	<b>\$ -</b>	<b>\$ 9,119.00</b>

# USC PALMETTO COLLEGE ONLINE UNDERGRADUATE TUITION & FEES PER SEMESTER

2018-2019	\$ Change	2019-2020
-----------	-----------	-----------

Palmetto College Online			
<b>Resident Undergraduate Tuition</b>			
Educational & General	\$ 4,899.00	\$ -	\$ 4,899.00
Institutional Bond	240.00	-	240.00
Renovation Reserve	20.00	-	20.00
Student Services	40.00	-	40.00
<b>Total Resident Undergraduate Tuition</b>	<b>\$ 5,199.00</b>	<b>\$ -</b>	<b>\$ 5,199.00</b>
Technology Fee	156.00	-	156.00
<b>Total Required Tuition and Fees</b>	<b>\$ 5,355.00</b>	<b>\$ -</b>	<b>\$ 5,355.00</b>
<b>Non-Resident Undergraduate Tuition</b>			
Educational & General	\$ 10,128.00	\$ -	\$ 10,128.00
Institutional Bond	240.00	-	240.00
Renovation Reserve	20.00	-	20.00
Student Services	40.00	-	40.00
<b>Total Resident Undergraduate Tuition</b>	<b>\$ 10,428.00</b>	<b>\$ -</b>	<b>\$ 10,428.00</b>
Technology Fee	200.00	-	200.00
<b>Total Required Tuition and Fees</b>	<b>\$ 10,628.00</b>	<b>\$ -</b>	<b>\$ 10,628.00</b>

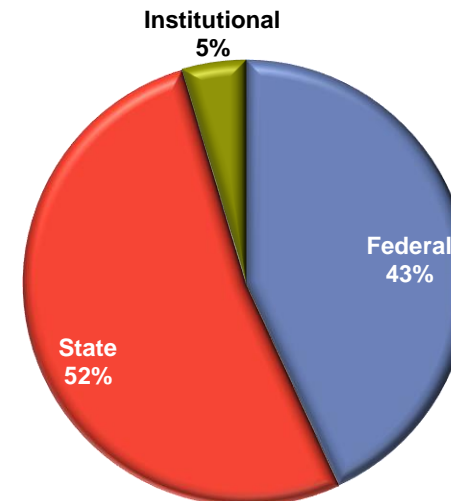
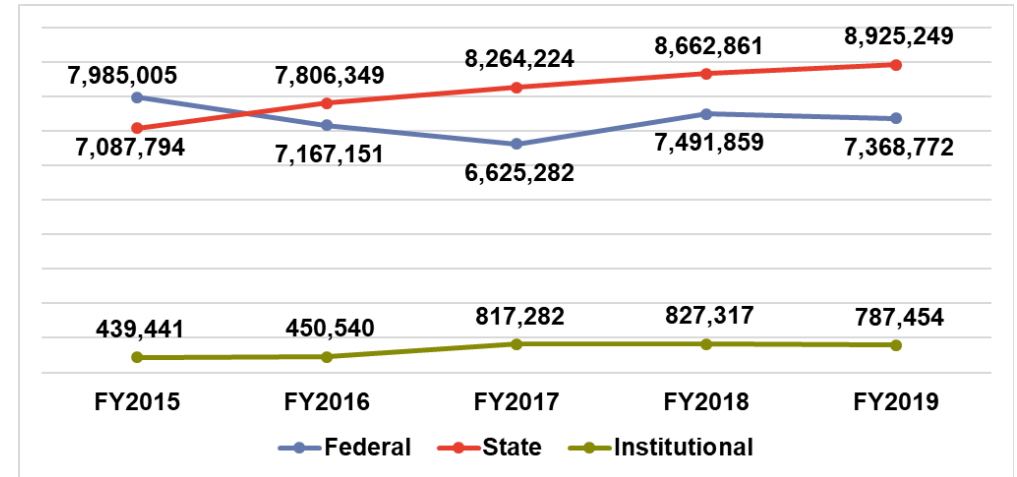
# USC PALMETTO COLLEGE FY2019 SCHOLARSHIPS AND GRANTS

Federal	# Students	FY2019
Pell Grant	1,686	\$ 7,244,219
SEOG Grant	255	124,553
<b>Federal Totals</b>	<b>1,941</b>	<b>\$ 7,368,772</b>

State	# Students	FY2019
LIFE Scholarship	1,056	\$ 4,759,750
SC Need Based Grant	441	556,927
National Guard Grant	11	34,878
SC Lottery Tuition Assistance Program	3,333	3,573,694
<b>State Totals</b>	<b>4,841</b>	<b>\$ 8,925,249</b>

Institutional	# Students	FY2019
Internal Awards	614	\$ 787,454
<b>Institutional Totals</b>	<b>614</b>	<b>\$ 787,454</b>

<b>Total Scholarship and Grant Aid</b>	<b>\$ 17,081,475</b>
--	----------------------



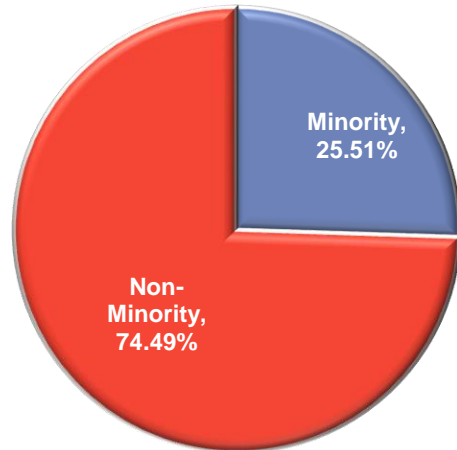
# USC PALMETTO COLLEGE MINORITY OVERVIEW

## ADMINISTRATION



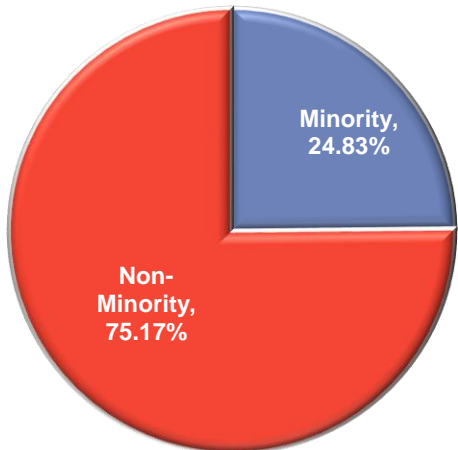
ADMINISTRATION	
Total Administration	6
Number Minority	-
% Minority	0.00%

## FTEs



FTEs	
Total FTEs	392
Number Minority	100
% Minority	25.51%

## EMPLOYEES



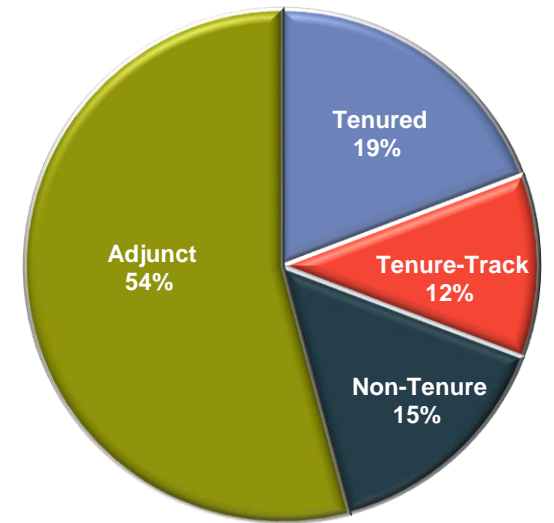
EMPLOYEES	
All Employees	584
Number Minority	145
% Minority	24.83%

# USC PALMETTO COLLEGE FACULTY-STUDENT RATIO

College	Ratio
Lancaster	1:15
Salkehatchie	1:17
Sumter	1:16
Union	1:23

# USC PALMETTO COLLEGE TENURED VS. NON-TENURED FACULTY OVERVIEW

College	Tenured	Tenure-Track	Non-Tenure	Adjunct	Total
Lancaster	27	10	18	39	94
Salkehatchie	10	9	6	34	59
Sumter	15	7	16	39	77
Union	3	7	3	43	56
<b>Overall Institution</b>	<b>55</b>	<b>33</b>	<b>43</b>	<b>155</b>	<b>286</b>





# USC PALMETTO COLLEGE 4% FEE WAIVER

	Lancaster		Salkehatchie		Sumter		Union	
	FY2018	FY2019	FY2018	FY2019	FY2018	FY2019	FY2018	FY2019
Credit Hours	32,399	30,988	20,435	21,262	20,557	22,100	16,491	21,018
Full-Time Hourly Base	12	12	12	12	12	12	12	12
FTE Equivalent	2,700	2,582	1,703	1,772	1,713	1,842	1,374	1,752
Resident Tuition	\$ 3,474	\$ 3,579	\$ 3,474	\$ 3,579	\$ 3,474	\$ 3,579	\$ 3,474	\$ 3,579
Equivalent \$ of Full Fee	9,379,511	9,242,052	5,915,933	6,341,421	5,951,252	6,591,236	4,774,145	6,268,708
<b>Capacity</b>	<b>\$ 375,180</b>	<b>\$ 369,682</b>	<b>\$ 236,637</b>	<b>\$ 253,657</b>	<b>\$ 238,050</b>	<b>\$ 263,649</b>	<b>\$ 190,966</b>	<b>\$ 250,748</b>
Usage	\$ 64,869	\$ 71,911	\$ 32,060	\$ 45,133	\$ 111,017	\$ 142,423	\$ 41,826	\$ 53,874
Available Capacity	\$ 310,311	\$ 297,772	\$ 204,577	\$ 208,524	\$ 127,033	\$ 121,226	\$ 149,140	\$ 196,874

# USC PALMETTO COLLEGE FEE WAIVER & ABATEMENTS

	FY2017			FY2018			FY2019		
Class	# Students	Non-Resident	Resident	# Students	Non-Resident	Resident	# Students	Non-Resident	Resident
<b>4% Fee Waivers</b>									
Freshmen	1,731	1,686	45	204	125	79	306	185	121
Sophomore	91	74	17	51	29	22	136	100	36
Junior	38	18	20	71	52	19	69	46	23
Senior	26	9	17	36	19	17	44	23	21
Other	-	-	-	-	-	-	-	-	-
<b>Total</b>	<b>1,886</b>	<b>1,787</b>	<b>99</b>	<b>362</b>	<b>225</b>	<b>137</b>	<b>555</b>	<b>354</b>	<b>201</b>
<b>Abatements - Full</b>									
Freshmen	43	1	42	98	-	98	71	-	71
Sophomore	5	-	5	20	-	20	50	-	50
Junior	-	-	-	1	-	1	1	-	1
Senior	-	-	-	-	-	-	-	-	-
Other	-	-	-	-	-	-	-	-	-
<b>Total</b>	<b>48</b>	<b>1</b>	<b>47</b>	<b>119</b>	<b>-</b>	<b>119</b>	<b>122</b>	<b>-</b>	<b>122</b>
<b>Abatements - Partial</b>									
Freshmen	35	-	35	-	-	-	-	-	-
Sophomore	14	-	14	-	-	-	-	-	-
Junior	-	-	-	-	-	-	-	-	-
Senior	-	-	-	-	-	-	-	-	-
Other	-	-	-	-	-	-	-	-	-
<b>Total</b>	<b>49</b>	<b>-</b>	<b>49</b>	<b>-</b>	<b>-</b>	<b>-</b>	<b>-</b>	<b>-</b>	<b>-</b>

# USC SYSTEM ADDITIONAL INFORMATION

- **Budget Document**

- [https://sc.edu/about/offices\\_and\\_divisions/budget/documents/fy2019botdoclegacy.pdf](https://sc.edu/about/offices_and_divisions/budget/documents/fy2019botdoclegacy.pdf)

- **Comprehensive Annual Financial Report**

- [https://www.sc.edu/about/offices\\_and\\_divisions/controller/financial\\_reporting/financial\\_statements/index.php](https://www.sc.edu/about/offices_and_divisions/controller/financial_reporting/financial_statements/index.php)

- **Transparency Initiative**

- <http://spend.admin.sc.edu/>



UNIVERSITY OF  
**South Carolina**